



TOWN OF ADDISON
 Investment Portfolio
 June 30, 2024


COMPLIANCE

This report was prepared in accordance with Chapter 2256 of the Public Funds Investment Act ("PFIA"). Section 2256.03(a) of the PFIA states that "Not less than quarterly, the investment officer shall prepare and submit to the governing body of the entity a written report of the investment transactions for all funds covered by this chapter for the preceding reporting period." This report, which covers the quarter ended June 30, 2024, is signed by the Town's investment officers and includes the disclosures required in the PFIA.

Performance Benchmark

US Treasury | 6 Months 5.37%


Asset Category	Face Amount/Shares	Market Value	Book Value	% of Portfolio	YTM @ Cost	Days To Maturity
Certificate of Deposit 50%	6,860,000.00	6,794,101.70	6,860,000.00	5.11	4.26	815
Commercial Paper 30%	2,400,000.00	2,350,064.60	2,351,789.52	1.75	5.57	137
LGIP State 70%	32,342,929.26	32,342,929.26	32,342,929.26	24.08	5.41	1
Municipal Bonds 50%	50,740,692.88	49,159,584.44	50,516,984.39	37.61	2.90	704
US Agency Treasury 70%	42,280,000.00	41,038,174.67	42,231,521.65	31.44	2.92	868
Total / Average	134,623,622.14	131,684,854.67	134,303,224.82	100.00	3.63	582



 Steven Glickman, Chief Finance Officer

8-12-24

 Date



 Amanda Turner, Assistant Director of Finance

8-13-24

 Date

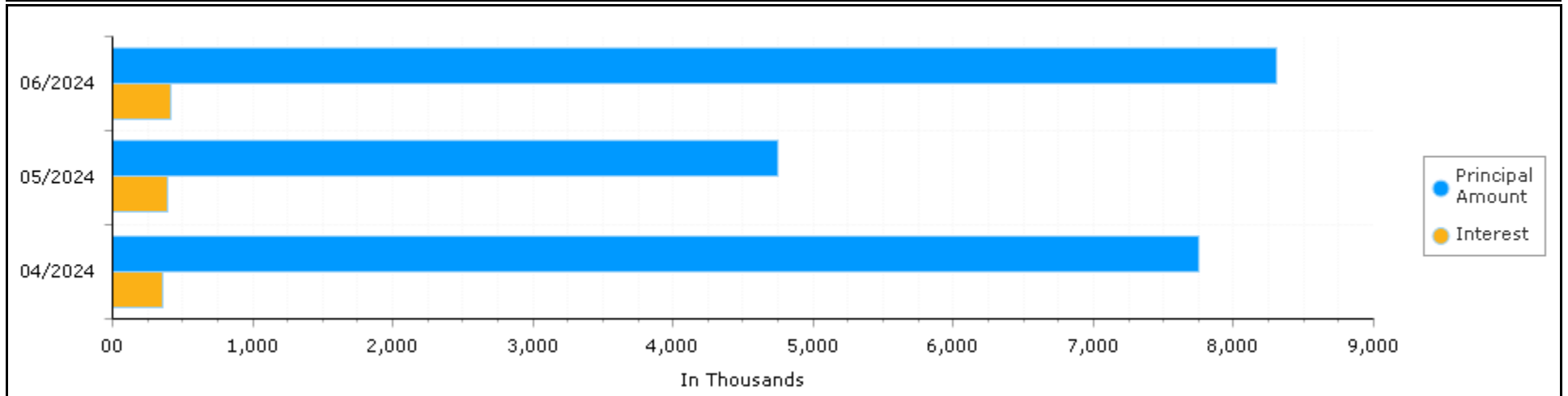


Town of Addison | TX Portfolio Summary by Month All Portfolios

Begin Date: 4/30/2024, End Date: 6/30/2024

Month	Market Value	Book Value	Unrealized Gain/Loss	YTM @ Cost	YTM @ Market	Duration	Days To Maturity
4/30/2024	136,489,950.12	139,732,636.35	-3,242,686.23	3.68	5.37	1.48	574
5/31/2024	136,096,640.12	138,962,343.76	-2,865,703.64	3.70	5.30	1.50	585
6/30/2024	131,684,854.67	134,303,224.82	-2,618,370.15	3.65	5.28	1.51	587
Total / Average	134,757,148.30	137,666,068.31	-2,908,920.01	3.68	5.31	1.50	582

Actual Cash Flow





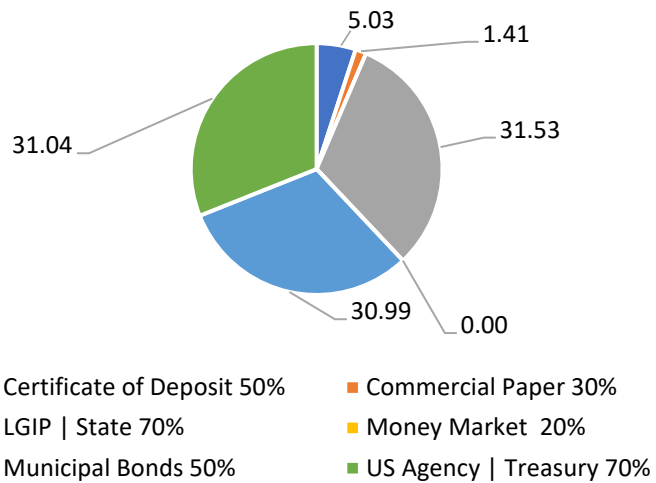
Town of Addison | TX Distribution by Asset Category - Market Value All Portfolios

Begin Date: 3/31/2024, End Date: 6/30/2024

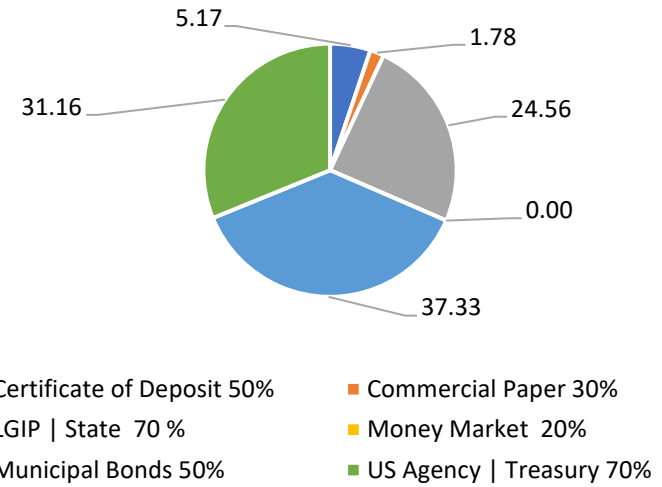
Asset Category Allocation

Asset Category	Market Value 3/31/2024	% of Portfolio 3/31/2024	Market Value 6/30/2024	% of Portfolio 6/30/2024
Certificate of Deposit 50%	7,035,618.40	5.03	6,794,101.70	5.17
Commercial Paper 30%	1,976,818.00	1.41	2,350,064.60	1.78
LGIP State 70%	44,138,150.66	31.53	32,342,929.26	24.56
Money Market 20%	0.00	0.00	0.00	0.00
Municipal Bonds 50%	43,377,482.83	30.99	49,159,584.44	37.33
US Agency Treasury 70%	43,452,910.75	31.04	41,038,174.67	31.16
Total / Average	139,980,980.64	100.00	131,684,854.67	100.00

Portfolio Holdings as of 3/31/2024



Portfolio Holdings as of 6/30/2024



Asset Category | Investment Policy Compliance
Compliance | Yes

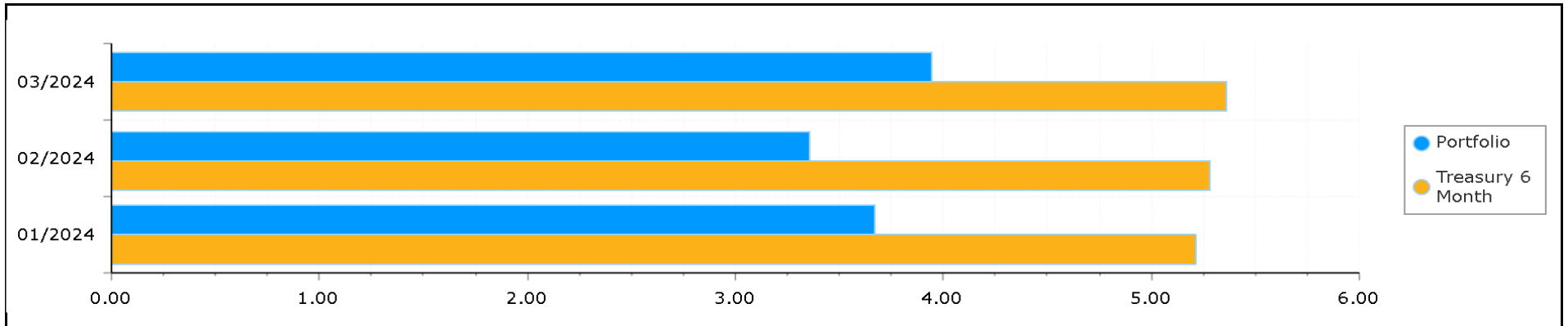


Town of Addison | TX Total Rate of Return - Book Value by Month All Portfolios

Begin Date: 4/30/2024, End Date: 6/30/2024

Month	1 Purchased Interest	2 Sell Accrued Interest	3 Interest Dividends	4 Amortization Discount	5 Amortization Premium	6 Difference in Accrued Int	Interest Earned During the Period-BV	Annualized TRR-BV	Treasury 6 Month
4/30/2024	-2,969.45	0.00	360,072.99	27,954.81	-41,962.95	84,571.69	427,667.09	3.6	5.38
5/31/2024	-1,300.08	0.00	389,905.52	29,429.40	-43,386.30	68,311.06	442,959.60	3.86	5.42
6/30/2024	-126,562.50	28,125.00	410,643.78	32,137.28	-41,968.92	108,824.63	411,199.27	3.6	5.37
Total / Average	-130,832.03	28,125.00	1,160,622.29	89,521.49	-127,318.17	261,707.38	1,281,825.96	3.68	5.39

Annualized TRR-BV



Interest Earned During the Period - Book Value | Represents the cumulative total for all revenue 1 - 6.



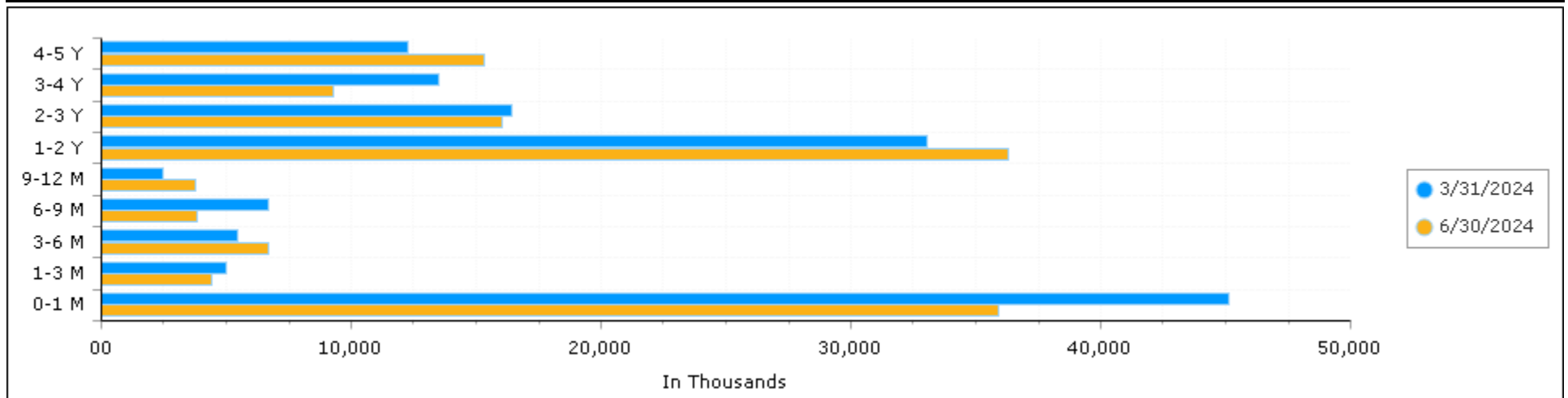
Town of Addison | TX Distribution by Maturity Range - Market Value All Portfolios

Begin Date: 3/31/2024, End Date: 6/30/2024

Maturity Range Allocation

Maturity Range	Market Value 3/31/2024	% of Portfolio 3/31/2024	Market Value 6/30/2024	% of Portfolio 6/30/2024
0-1 Month	45,134,420.69	32.24	35,929,159.54	27.28
1-3 Months	4,979,632.34	3.56	4,442,274.11	3.37
3-6 Months	5,482,057.80	3.92	6,698,643.81	5.09
6-9 Months	6,666,732.98	4.76	3,827,522.71	2.91
9-12 Months	2,459,942.06	1.76	3,780,814.28	2.87
1-2 Years	33,069,287.59	23.62	36,307,983.30	27.57
2-3 Years	16,411,850.76	11.72	16,059,140.78	12.20
3-4 Years	13,504,999.76	9.65	9,292,188.00	7.06
4-5 Years	12,272,056.66	8.77	15,347,128.14	11.65
Total / Average	139,980,980.64	100.00	131,684,854.67	100.00

Portfolio Holdings





Town of Addison | TX
Portfolio Holdings by Asset Class
All Portfolios

Date: 6/30/2024

Description	Face Amount / Shares	Settlement Date	Cost Value	Market Price	Market Value	% Portfolio	Credit Rating	Days To Call/Maturity
CUSIP		YTM @ Cost	Book Value	YTM @ Market	Accrued Interest	Unre. Gain/Loss	Credit Rating	Duration To Maturity
Agency Bullet								
FFCB Step 7/20/2026		7/20/2021	1,500,000.00	93.53	1,402,944.15	1.12%	Moodys-Aaa	750
3130AN5K2	1,500,000.00	1.25	1,500,000.00	4.85	10,000.00	-97,055.85	S&P-AA+	2.02
			1,500,000.00		1,402,944.15	1.12%		750
Sub Total Agency Bullet	1,500,000.00	1.25	1,500,000.00	4.85	10,000.00	-97,055.85		2.02
Agency Callable								
FAMC 5.6 9/20/2028-24		12/20/2023	1,000,000.00	99.91	999,065.21	0.74%	Moodys-Aaa	82
31424WDR0	1,000,000.00	5.60	1,000,000.00	5.62	15,555.56	-934.79	S&P-AA+	3.76
FAMC 5.78 4/23/2029-25		4/23/2024	1,000,000.00	100.25	1,002,503.78	0.74%	Moodys-Aaa	297
31424WHJ4	1,000,000.00	5.78	1,000,000.00	5.72	10,757.22	2,503.78	S&P-AA+	4.23
FFCB 0.48 2/10/2025-21		9/22/2021	999,000.00	97.03	970,272.90	0.74%	Moodys-Aaa	225
3133EMZ70	1,000,000.00	0.51	999,818.77	5.49	1,866.67	-29,545.87	S&P-AA+	0.61
FFCB 0.61 5/23/2025-21		9/22/2021	999,900.00	95.80	958,011.62	0.74%	Moodys-Aaa	327
3133EM3E0	1,000,000.00	0.61	999,975.64	5.47	626.94	-41,964.02	S&P-AA+	0.9
FFCB 0.94 4/28/2026-22		4/28/2021	1,000,000.00	93.27	932,680.01	0.74%	Moodys-Aaa	667
3133EMXQ0	1,000,000.00	0.94	1,000,000.00	4.83	1,618.89	-67,319.99	S&P-AA+	1.81
FFCB 5.44 1/9/2029-24		1/9/2024	1,000,000.00	99.71	997,098.92	0.74%	Moodys-Aaa	9
3133EPU29	1,000,000.00	5.44	1,000,000.00	5.51	25,840.00	-2,901.08	S&P-AA+	3.97
FFCB 5.5 6/21/2028-24		1/4/2024	1,498,875.00	99.70	1,495,556.82	1.12%	Moodys-Aaa	1451
3133EPP90	1,500,000.00	5.52	1,498,997.85	5.58	2,062.50	-3,441.03	S&P-AA+	3.62
FHLB 0.52 10/7/2024-22		10/7/2021	1,000,000.00	98.64	986,415.13	0.74%	Moodys-Aaa	7
3130APAF2	1,000,000.00	0.52	1,000,000.00	5.63	1,198.89	-13,584.87	S&P-AA+	0.27
FHLB 0.65 12/9/2024-21		6/9/2021	1,500,000.00	97.82	1,467,245.37	1.12%	Moodys-Aaa	9
3130AMJX1	1,500,000.00	0.65	1,500,000.00	5.72	568.75	-32,754.63	S&P-AA+	0.44
FHLB 0.75 12/30/2025-22		9/30/2021	1,000,000.00	93.88	938,848.22	0.74%	Moodys-Aaa	92
3130AP2G9	1,000,000.00	0.75	1,000,000.00	5.03	1,875.00	-61,151.78	S&P-AA+	1.49



Town of Addison | TX
Portfolio Holdings by Asset Class
All Portfolios

Date: 6/30/2024

Description	Face Amount / Shares	Settlement Date	Cost Value	Market Price	Market Value	% Portfolio	Credit Rating	Days To Call/Maturity
CUSIP		YTM @ Cost	Book Value	YTM @ Market	Accrued Interest	Unre. Gain/Loss	Credit Rating	Duration To Maturity
FHLB 1 9/30/2026-22		9/30/2021	1,000,000.00	91.88	918,839.46	0.74%	Moodys-Aaa	92
3130AP6D2	1,000,000.00	1.00	1,000,000.00	4.85	2,500.00	-81,160.54	S&P-AA+	2.22
FHLB 1.6 1/19/2027-22		1/19/2022	1,000,000.00	92.69	926,896.53	0.74%	Moodys-Aaa	19
3130AQJ87	1,000,000.00	1.60	1,000,000.00	4.67	7,155.56	-73,103.47	S&P-AA+	2.49
FHLB 3.75 7/25/2024-22		7/25/2022	1,000,000.00	99.87	998,723.36	0.74%	Moodys-Aaa	25
3130ASKS7	1,000,000.00	3.75	1,000,000.00	5.51	16,145.83	-1,276.64	S&P-AA+	0.07
FHLB 4.1 6/30/2027-23		6/30/2022	1,000,000.00	97.81	978,130.21	0.74%	Moodys-Aaa	92
3130ASG52	1,000,000.00	4.10	1,000,000.00	4.89	0.00	-21,869.79	S&P-AA+	2.85
FHLB 5.4 1/2/2029-24		1/4/2024	1,780,000.00	100.11	1,781,984.31	1.33%	Moodys-Aaa	2
3130AYBT2	1,780,000.00	5.40	1,780,000.00	5.37	47,526.00	1,984.31	S&P-AA+	3.95
FHLB 5.5 1/23/2029-24		1/23/2024	1,500,000.00	99.99	1,499,837.13	1.12%	Moodys-Aaa	23
3130AYLW4	1,500,000.00	5.50	1,500,000.00	5.50	35,979.17	-162.87	S&P-AA+	4
FHLB 6 6/4/2029-24		6/10/2024	1,000,000.00	99.73	997,265.02	0.74%	Moodys-Aaa	66
3130B1ME4	1,000,000.00	6.00	1,000,000.00	6.06	3,333.33	-2,734.98	S&P-AA+	4.32
FHLB Step 2/18/2027-22		2/18/2022	1,000,000.00	95.02	950,173.06	0.74%	Moodys-Aaa	963
3130AQPR8	1,000,000.00	2.06	1,000,000.00	4.63	9,533.33	-49,826.94	S&P-AA+	2.54
FHLB Step 3/29/2027-22		3/29/2022	1,000,000.00	97.87	978,666.46	0.74%	Moodys-Aaa	91
3130ARCD1	1,000,000.00	3.25	1,000,000.00	4.90	7,583.33	-21,333.54	S&P-AA+	2.62
FHLB Step 4/14/2027-23		4/14/2022	1,000,000.00	99.37	993,672.45	0.74%	Moodys-Aaa	288
3130ARGS4	1,000,000.00	3.92	1,000,000.00	5.29	8,444.44	-6,327.55	S&P-AAA	2.63
FHLB Step 5/12/2026-21		5/12/2021	1,500,000.00	94.40	1,415,981.69	1.12%	Moodys-Aaa	43
3130AMDE9	1,500,000.00	1.19	1,500,000.00	4.98	2,000.00	-84,018.31	S&P-AA+	1.84
FHLB Step 6/10/2026-21		6/10/2021	1,500,000.00	93.85	1,407,776.48	1.12%	Moodys-Aaa	710
3130AMMW9	1,500,000.00	1.19	1,500,000.00	4.85	1,250.00	-92,223.52	S&P-AA+	1.93



Town of Addison | TX
Portfolio Holdings by Asset Class
All Portfolios

Date: 6/30/2024

Description	Face Amount / Shares	Settlement Date	Cost Value	Market Price	Market Value	% Portfolio	Credit Rating	Days To Call/Maturity
CUSIP		YTM @ Cost	Book Value	YTM @ Market	Accrued Interest	Unre. Gain/Loss	Credit Rating	Duration To Maturity
FHLB Step 6/9/2026-23		6/9/2021	1,000,000.00	93.86	938,599.06	0.74%	Moodys-Aaa	709
3130AMMJ8	1,000,000.00	1.05	1,000,000.00	4.85	875.00	-61,400.94	S&P-AA+	1.92
FHLMC 0.57 9/24/2025-21		9/24/2020	2,000,000.00	94.60	1,891,978.48	1.49%	Moodys-Aaa	86
3134GWUG9	2,000,000.00	0.57	2,000,000.00	5.15	3,040.00	-108,021.52	S&P-AA+	1.23
FHLMC 5.3 2/27/2026-23		2/27/2023	1,000,000.00	99.80	997,999.94	0.74%	Moodys-Aaa	58
3134GYJB9	1,000,000.00	5.30	1,000,000.00	5.42	18,108.33	-2,000.06	S&P-AA+	1.58
FHLMC 5.375 5/18/2026-23		5/18/2023	1,000,000.00	99.79	997,871.45	0.74%	Moodys-Aaa	49
3134GYRX2	1,000,000.00	5.38	1,000,000.00	5.49	6,270.83	-2,128.55	S&P-AA+	1.81
FHLMC 5.625 6/17/2027-24		12/18/2023	1,000,000.00	99.91	999,136.90	0.74%	Moodys-Aaa	18
3134H1MD2	1,000,000.00	5.63	1,000,000.00	5.66	1,875.00	-863.10	S&P-AA+	2.77
FHLMC 6.1 5/15/2029-24		5/15/2024	1,000,000.00	99.78	997,756.42	0.74%	Moodys-Aaa	46
3134H1N90	1,000,000.00	6.10	1,000,000.00	6.15	7,625.00	-2,243.58	S&P-AA+	4.26
FHLMC Step 2/16/2029-24		2/16/2024	1,000,000.00	98.71	987,065.35	0.74%	Moodys-Aaa	47
3134H1TE3	1,000,000.00	4.71	1,000,000.00	4.87	24,194.44	-12,934.65	S&P-AA+	4.1
FHLMC Step 4/28/2025-22		4/28/2022	1,000,000.00	99.08	990,844.06	0.74%	Moodys-Aaa	28
3134GXQR8	1,000,000.00	3.44	1,000,000.00	5.74	6,888.89	-9,155.94	S&P-AA+	0.82
FNMA 0.56 8/21/2025-23		8/21/2020	1,500,000.00	95.07	1,426,087.16	1.12%	Moodys-Aaa	52
3136G4N74	1,500,000.00	0.56	1,500,000.00	5.06	3,010.00	-73,912.84	S&P-AA+	1.14
FNMA 0.625 8/27/2025-21		8/27/2020	1,500,000.00	95.07	1,425,997.89	1.12%	Moodys-Aaa	58
3136G4V59	1,500,000.00	0.63	1,500,000.00	5.06	3,203.13	-74,002.11	S&P-AA+	1.15
FNMA 0.71 7/22/2025-21		7/22/2020	1,499,925.00	95.17	1,427,528.88	1.12%	Moodys-Aaa	22
3136G4A45	1,500,000.00	0.71	1,499,984.14	5.46	4,674.17	-72,455.26	S&P-AA+	1.06
FNMA 5.4 11/25/2024-23		11/25/2022	1,000,000.00	100.08	1,000,824.84	0.74%	Moodys-Aaa	56
3135GACZ2	1,000,000.00	5.40	1,000,000.00	5.16	5,250.00	824.84	S&P-AA+	0.4
			39,777,700.00		38,677,334.57	29.54%		203
Sub Total Agency Callable	39,780,000.00	2.95	39,778,776.40	5.29	288,436.20	-1,101,441.83		2.18



Town of Addison | TX Portfolio Holdings by Asset Class All Portfolios

Date: 6/30/2024

Description	Face Amount / Shares	Settlement Date	Cost Value	Market Price	Market Value	% Portfolio	Credit Rating	Days To Call/Maturity
CUSIP		YTM @ Cost	Book Value	YTM @ Market	Accrued Interest	Unre. Gain/Loss	Credit Rating	Duration To Maturity
Agency MBS								
FHLMC MBS 4.25 12/1/2028		4/11/2024	970,468.75	97.09	970,888.12	0.72%	Moody's-Aaa	915
3132XGYV2	1,000,000.00	5.00	971,862.56	5.02	3,423.61	-974.44	S&P-AA+	3.97
FHLMC MBS 4.6 1/1/2029		4/15/2024	980,000.00	98.43	984,272.85	0.73%	Moody's-Aaa	946
3132XGZZ2	1,000,000.00	5.12	980,882.69	5.03	3,705.56	3,390.16	S&P-AA+	4
			1,950,468.75		1,955,160.97	1.45%		931
Sub Total Agency MBS	2,000,000.00	5.06	1,952,745.25	5.03	7,129.17	2,415.72		3.99
CD Negotiable								
Affinity Federal CU 5.8 11/15/2024		11/15/2023	245,000.00	100.09	245,216.68	0.18%	NCUA Insured	138
00832KBU2	245,000.00	5.80	245,000.00	5.56	1,129.01	216.68	NCUA Insured	0.37
Arsenal CU MO 5.1 1/21/2025-24		1/20/2023	245,000.00	99.89	244,735.52	0.18%	NCUA Insured	20
04288LAA6	245,000.00	5.10	245,000.00	5.30	342.33	-264.48	NCUA Insured	0.55
Baxter CU 5.15 1/24/2028-25		1/22/2024	245,000.00	100.22	245,549.71	0.18%	NCUA Insured	206
07181JBD5	245,000.00	5.15	245,000.00	5.08	276.55	549.71	NCUA Insured	3.26
Blupeak CU 5.75 11/20/2024		11/21/2023	245,000.00	100.08	245,185.34	0.18%	NCUA Insured	143
09644EAR3	245,000.00	5.75	245,000.00	5.55	347.36	185.34	NCUA Insured	0.39
BMW Bank UT 0.65 9/17/2024		9/17/2021	245,000.00	98.95	242,415.38	0.18%	FDIC Insured	79
05580AD68	245,000.00	0.65	245,000.00	5.61	458.12	-2,584.62	FDIC Insured	0.21
Centris Federal CU 5.75 9/20/2024		9/22/2023	245,000.00	100.03	245,064.20	0.18%	NCUA Insured	82
15643VAC6	245,000.00	5.75	245,000.00	5.63	308.77	64.20	NCUA Insured	0.22
City of Allen CU TX 3.2 7/22/2024		7/22/2022	245,000.00	99.84	244,605.31	0.18%	NCUA Insured	22
22551KAA0	245,000.00	3.20	245,000.00	5.79	3,436.71	-394.69	NCUA Insured	0.06
Connexus CR 5.4 6/15/2028-24		6/15/2023	245,000.00	100.16	245,385.86	0.18%	NCUA Insured	77
20825WBN9	245,000.00	5.40	245,000.00	5.36	543.70	385.86	NCUA Insured	3.57
Cross River Bank 5.5 11/30/2028-24		11/30/2023	245,000.00	100.36	245,889.72	0.18%	FDIC Insured	153
227563EQ2	245,000.00	5.50	245,000.00	5.41	0.00	889.72	FDIC Insured	3.93



Town of Addison | TX Portfolio Holdings by Asset Class All Portfolios

Date: 6/30/2024

Description	Face Amount / Shares	Settlement Date	Cost Value	Market Price	Market Value	% Portfolio	Credit Rating	Days To Call/Maturity
CUSIP		YTM @ Cost	Book Value	YTM @ Market	Accrued Interest	Unre. Gain/Loss	Credit Rating	Duration To Maturity
Dannemora Federal CU 5.45 12/28/2028-24 236334AD0	245,000.00	12/28/2023 5.45	245,000.00 245,000.00	100.17 5.41	245,418.88 73.16	0.18% 418.88	NCUA Insured NCUA Insured	28 4
DOC Federal CU 3.5 7/1/2024-22 24951TAU9	245,000.00	6/29/2022 3.50	245,000.00 245,000.00	99.98 9.00	244,962.61 23.49	0.18% -37.39	NCUA Insured NCUA Insured	1 0
GHS Federal CU 5.6 8/17/2028-25 36266LAB2	245,000.00	8/17/2023 5.60	245,000.00 245,000.00	100.61 5.44	246,484.16 488.66	0.18% 1,484.16	NCUA Insured NCUA Insured	232 3.69
Goldman Sachs Bank 1.05 9/8/2026 38149MZJ5	245,000.00	9/8/2021 1.05	245,000.00 245,000.00	92.10 4.90	225,635.55 803.47	0.18% -19,364.45	FDIC Insured FDIC Insured	800 2.16
Kemba Fin CU 5.4 5/14/2029-24 48836LBH4	245,000.00	5/14/2024 5.40	245,000.00 245,000.00	100.32 5.32	245,793.59 579.95	0.18% 793.59	NCUA Insured NCUA Insured	137 4.29
Noble FCU 5.25 2/15/2029-24 65504UAA5	245,000.00	2/15/2024 5.25	245,000.00 245,000.00	98.61 5.59	241,598.36 528.60	0.18% -3,401.64	NCUA Insured NCUA Insured	46 4.1
Pentagon Federal CU 1.25 1/31/2025 70962LBA9	245,000.00	1/31/2022 1.25	245,000.00 245,000.00	97.65 5.35	239,247.00 0.00	0.18% -5,753.00	NCUA Insured NCUA Insured	215 0.58
Rogue Univesrity CU OR 5.1 1/20/2028-23 77535MAM5	245,000.00	1/20/2023 5.10	245,000.00 245,000.00	100.02 5.09	245,051.79 342.33	0.18% 51.79	NCUA Insured NCUA Insured	20 3.25
Sallie Mae Bank UT 1.1 8/11/2026 795451AK9	245,000.00	8/12/2021 1.10	245,000.00 245,000.00	92.47 4.89	226,544.92 1,033.70	0.18% -18,455.08	FDIC Insured FDIC Insured	772 2.09
State Bank of India NY 1.15 9/28/2026 856285XL0	245,000.00	9/28/2021 1.15	245,000.00 245,000.00	92.12 4.90	225,686.17 725.60	0.18% -19,313.83	FDIC Insured FDIC Insured	820 2.21
Synchrony Bank 0.65 9/17/2024 87165FA20	245,000.00	9/17/2021 0.65	245,000.00 245,000.00	98.95 5.61	242,415.38 458.12	0.18% -2,584.62	FDIC Insured FDIC Insured	79 0.21
Technology CU CA 5 1/21/2025 87868YAG8	245,000.00	1/19/2023 5.00	245,000.00 245,000.00	99.84 5.30	244,600.09 369.18	0.18% -399.91	NCUA Insured NCUA Insured	205 0.55



Town of Addison | TX Portfolio Holdings by Asset Class All Portfolios

Date: 6/30/2024

Description	Face Amount / Shares	Settlement Date	Cost Value	Market Price	Market Value	% Portfolio	Credit Rating	Days To Call/Maturity
CUSIP		YTM @ Cost	Book Value	YTM @ Market	Accrued Interest	Unre. Gain/Loss	Credit Rating	Duration To Maturity
Truliant Federal CU 5.15 3/23/2026		3/22/2023	245,000.00	100.29	245,703.50	0.18%	NCUA Insured	631
89789AAH0	245,000.00	5.15	245,000.00	4.98	276.55	703.50	FDIC Insured	1.66
United Heritage CU TX 5.15 3/21/2025		3/21/2023	245,000.00	99.93	244,840.65	0.18%	NCUA Insured	264
91334AAL7	245,000.00	5.15	245,000.00	5.24	0.00	-159.35	NCUA Insured	0.72
Valley Strong CU CA 5.1 7/18/2025-23		1/18/2023	245,000.00	99.92	244,793.09	0.18%	NCUA Insured	18
920133AL9	245,000.00	5.10	245,000.00	5.18	410.79	-206.91	NCUA Insured	1.02
VYStar CU FL 5.2 3/10/2028-25		3/10/2023	245,000.00	100.33	245,819.65	0.18%	NCUA Insured	253
92891CDA7	245,000.00	5.20	245,000.00	5.10	1,012.22	819.65	NCUA Insured	3.36
Washington Federal 5.5 11/30/2028-24		11/30/2023	245,000.00	100.36	245,889.72	0.18%	FDIC Insured	153
938828CY4	245,000.00	5.50	245,000.00	5.41	0.00	889.72	FDIC Insured	3.93
Worker's CU MA 5.25 5/26/2028-23		5/26/2023	245,000.00	100.04	245,109.95	0.18%	NCUA Insured	26
98138MBY5	245,000.00	5.25	245,000.00	5.24	140.96	109.95	NCUA Insured	3.54
Y-12 FCU 5.25 1/28/2028-24		1/29/2024	245,000.00	99.78	244,458.92	0.18%	NCUA Insured	29
98426AAC1	245,000.00	5.25	245,000.00	5.32	35.24	-541.08	NCUA Insured	3.27
			6,860,000.00		6,794,101.70	5.04%		202
Sub Total CD Negotiable	6,860,000.00	4.26	6,860,000.00	5.45	14,144.57	-65,898.30		2.04
Commercial Paper								
Toyota Credit PR 0 2/14/2025		5/20/2024	1,345,330.00	96.58	1,352,125.60	1.01%	Moodys-P1	229
8923A0PE7	1,400,000.00	5.42	1,353,631.74	5.57	0.00	-1,506.14	S&P-A1+	0.63
Toyota Credit PR 0 7/12/2024		10/16/2023	958,550.00	99.79	997,939.00	0.74%	Moodys-P1	12
8923A0GC1	1,000,000.00	5.77	998,157.78	6.20	0.00	-218.78	S&P-A1	0.03
			2,303,880.00		2,350,064.60	1.75%		137
Sub Total Commercial Paper	2,400,000.00	5.57	2,351,789.52	5.83	0.00	-1,724.92		0.38
LGIP								
LOGIC Operating LGIP		3/31/2023	26,372,717.82	100.00	26,372,717.82	19.64%	NR	1
LOGIC5010	26,372,717.82	5.42	26,372,717.82	5.42		0.00	NR	0



Town of Addison | TX Portfolio Holdings by Asset Class All Portfolios

Date: 6/30/2024

Description	Face Amount / Shares	Settlement Date	Cost Value	Market Price	Market Value	% Portfolio	Credit Rating	Days To Call/Maturity
CUSIP		YTM @ Cost	Book Value	YTM @ Market	Accrued Interest	Unre. Gain/Loss	Credit Rating	Duration To Maturity
Texas CLASS LGIP		3/31/2023	3,779,791.28	100.00	3,779,791.28	2.81%	NR	1
TEXASCLASS0001	3,779,791.28	5.44	3,779,791.28	5.44		0.00	NR	0
TexPool General LGIP		3/31/2023	1,096,769.24	100.00	1,096,769.24	0.82%	NR	1
TEXPOOL0003	1,096,769.24	5.33	1,096,769.24	5.33		0.00	NR	0
TexSTAR Operating LGIP		3/31/2023	1,093,650.92	100.00	1,093,650.92	0.81%	NR	1
TEXSTAR1110	1,093,650.92	5.33	1,093,650.92	5.33		0.00	NR	0
Sub Total LGIP	32,342,929.26	5.41	32,342,929.26	5.41	32,342,929.26	24.08%	0.00	0
Municipal Bonds								
Barbers Hill ISD TX 4 2/15/2026		4/29/2021	572,565.00	98.40	491,990.00	0.39%	Moody's-Aaa	595
067167YR1	500,000.00	0.90	524,602.52	5.04	7,500.00	-32,612.52	S&P-AAA	1.57
Bi-State Development Agency MA 1.344 10/1/2025		4/20/2021	1,548,424.00	95.39	1,454,621.25	1.14%	Moody's-Aa2	458
088632CT9	1,525,000.00	0.99	1,531,591.61	5.20	5,067.07	-76,970.36	S&P-AA	1.24
California St Public 4.859 4/1/2028		4/11/2024	1,503,135.00	99.45	1,491,720.00	1.12%	Moody's-Aa3	1371
13068XLK3	1,500,000.00	4.80	1,502,962.15	5.02	15,994.21	-11,242.15	S&P-A+	3.44
City of Cedar Park TX 2.95 8/15/2025		10/23/2020	2,619,033.60	97.54	2,301,920.40	1.8%	NR	411
150461M57	2,360,000.00	0.63	2,420,480.51	5.23	26,107.50	-118,560.11	S&P-AA	1.1
City of Dallas 0 2/15/2028		3/25/2024	170,273.00	83.72	171,621.90	0.13%	Moody's-A1	1325
235218L85	205,000.00	4.83	172,641.86	4.96	0.00	-1,019.96	S&P-AA-	3.63
City of Dallas 1.497 10/1/2027		3/25/2024	224,470.00	90.31	225,785.00	0.17%	S&P-AAA	1188
23542JQR9	250,000.00	4.68	226,397.17	4.75	925.23	-612.17	Fitch-AA	3.17
Cleveland Public PWR 2.346 11/15/2028		5/30/2024	1,185,296.00	90.17	1,199,287.60	0.88%	Moody's-A1	1599
186398MK6	1,330,000.00	5.11	1,188,048.04	4.87	3,900.22	11,239.56	S&P-AA	4.16
Connecticut Green Bank CT 0.85 11/15/2024		5/11/2021	275,000.00	98.34	270,443.25	0.2%	NR	138
207580AQ4	275,000.00	0.85	275,000.00	5.35	292.19	-4,556.75	S&P-AA-	0.38



Town of Addison | TX
Portfolio Holdings by Asset Class
All Portfolios

Date: 6/30/2024

Description	Face Amount / Shares	Settlement Date	Cost Value	Market Price	Market Value	% Portfolio	Credit Rating	Days To Call/Maturity
CUSIP		YTM @ Cost	Book Value	YTM @ Market	Accrued Interest	Unre. Gain/Loss	Credit Rating	Duration To Maturity
Connecticut Green Bank CT 1.2 11/15/2025		5/11/2021	200,000.00	94.62	189,236.00	0.15%	NR	503
207580AR2	200,000.00	1.20	200,000.00	5.31	300.00	-10,764.00	S&P-AA-	1.37
Connecticut State GO CT 2.098 7/1/2025-24		4/22/2021	247,346.90	96.91	227,747.90	0.18%	Moody's-Aa3	366
20772KJX8	235,000.00	0.82	237,945.50	5.30	2,451.45	-10,197.60	S&P-AA-	0.99
Connecticut State Housing CT 2.097 11/15/2024		5/19/2021	314,586.00	98.75	296,259.00	0.22%	Moody's-Aaa	138
20775C6C3	300,000.00	0.68	301,567.28	5.48	786.38	-5,308.28	S&P-AAA	0.38
Dallas ISD TX 4 8/15/2025		4/22/2021	3,134,945.00	98.77	2,716,175.00	2.12%	Moody's-Aaa	411
235308D75	2,750,000.00	0.70	2,850,207.90	5.14	41,250.00	-134,032.90	S&P-AAA	1.1
Dallas Water-Sewer TX 1.007 10/1/2025		4/19/2021	1,366,929.00	94.98	1,282,284.00	1.01%	NR	458
23542JQP3	1,350,000.00	0.72	1,354,760.96	5.19	3,360.86	-72,476.96	S&P-AAA	1.25
Florida SBA 1.705 7/1/2027-27		1/16/2024	908,270.00	90.74	907,390.00	0.69%	Moody's-Aa3	1095
341271AE4-2	1,000,000.00	4.60	920,335.91	5.07	8,477.64	-12,945.91	S&P-AA	2.91
Florida SBA FL 1.705 7/1/2027-27		10/4/2023	871,190.00	90.74	907,390.00	0.67%	Moody's-Aa3	1095
341271AE4	1,000,000.00	5.57	896,650.25	5.07	8,477.64	10,739.75	S&P-AA	2.91
Foothill-De Anza CC CA 0.906 8/1/2025-25		4/21/2021	705,677.00	95.57	668,983.00	0.52%	Moody's-Aaa	366
345102PG6	700,000.00	0.71	701,439.24	5.15	2,624.88	-32,456.24	S&P-AAA	1.08
Frisco Economical Development TX 1.9 2/15/2028		4/20/2023	446,230.00	90.70	453,490.00	0.34%	Moody's-Aa2	1325
358782CW8	500,000.00	4.40	459,565.69	4.72	3,562.50	-6,075.69	S&P-AA	3.49
Garfield Heights SD OH 3.1 12/15/2024-23		7/22/2021	262,500.00	98.95	247,385.00	0.19%	Moody's-Aa2	168
365820HB8	250,000.00	1.58	251,682.11	5.43	322.92	-4,297.11	NR	0.46
Hawaii State 5.33 2/1/2026-25		4/23/2021	1,805,790.00	100.12	1,501,725.00	1.19%	Moody's-Aa2	215
419791YT9	1,500,000.00	0.95	1,601,696.22	5.25	33,090.42	-99,971.22	S&P-AA+	1.51
Jackson Energy TN 3.4 4/1/2026-23		9/29/2021	2,014,570.25	97.26	1,872,312.75	1.46%	NR	93
46873TAD5	1,925,000.00	2.31	1,959,814.71	5.05	16,180.69	-87,501.96	S&P-AA	1.7



Town of Addison | TX
Portfolio Holdings by Asset Class
All Portfolios

Date: 6/30/2024

Description	Face Amount / Shares	Settlement Date	Cost Value	Market Price	Market Value	% Portfolio	Credit Rating	Days To Call/Maturity
CUSIP		YTM @ Cost	Book Value	YTM @ Market	Accrued Interest	Unre. Gain/Loss	Credit Rating	Duration To Maturity
Jefferson County MO 0.95 3/1/2025		5/6/2021	280,000.00	97.18	272,109.60	0.21%	NR	244
473142QX8	280,000.00	0.95	280,000.00	5.29	879.28	-7,890.40	S&P-A+	0.67
Jefferson County MO 1.2 3/1/2026		5/6/2021	300,000.00	93.83	281,487.00	0.22%	NR	609
473142QY6	300,000.00	1.20	300,000.00	5.10	1,190.00	-18,513.00	S&P-AA+	1.65
Kansas City MO 1.475 4/1/2026		4/21/2021	1,019,450.00	93.54	935,360.00	0.75%	Moody's-A1	640
485106UX4	1,000,000.00	1.07	1,006,885.62	5.39	3,646.53	-71,525.62	S&P-AA-	1.73
Maine Health & Higher Education 0.711 7/1/2024		5/19/2021	250,000.00	100.00	250,000.00	0.19%	Moody's-A1	1
56042RJ37	250,000.00	0.71	250,000.00	0.71	883.81	0.00	S&P-AA	0
Maine Health & Higher Education 1.304 7/1/2026		7/8/2021	202,458.00	92.93	185,866.00	0.15%	Moody's-A1	701
56042RJ52	200,000.00	1.05	200,986.99	5.06	1,296.76	-15,120.99	S&P-AA	1.97
Maryland State 2.198 3/1/2025-25		5/19/2021	278,939.00	97.96	259,591.35	0.2%	Moody's-Aa1	216
57419TDX6	265,000.00	0.78	267,452.70	5.34	1,925.39	-7,861.35	NR	0.66
Massachusetts 3.455 7/1/2028		2/16/2024	1,060,292.80	94.48	1,058,198.40	0.79%	S&P-AA	1462
57563RQH5	1,120,000.00	4.82	1,065,340.06	4.99	19,240.51	-7,141.66	None	3.7
Massachusetts St Edu 1.921 7/1/2027		1/19/2024	455,020.00	91.43	457,150.00	0.34%	S&P-AA	1096
57563RRU5	500,000.00	4.78	460,843.46	5.03	4,775.82	-3,693.46	None	2.9
Massachusetts State 5.203 6/1/2025-25		4/22/2021	1,173,160.00	99.40	993,990.00	0.77%	Moody's-Aa1	305
57604TAB2	1,000,000.00	0.90	1,038,672.40	5.88	4,191.31	-44,682.40	S&P-AAA	0.91
Montgomery Cnty 3.78 9/1/2027-27		1/12/2024	965,980.00	96.11	961,120.00	0.72%	Moody's-A3	1157
613603ZG7	1,000,000.00	4.81	970,334.97	5.12	12,495.00	-9,214.97	S&P-A	2.98
Montgomery Cnty 3.78 9/1/2027-27		2/16/2024	960,850.00	96.11	961,120.00	0.72%	Moody's-A3	1157
613603ZG7-2	1,000,000.00	5.00	964,937.59	5.12	12,495.00	-3,817.59	S&P-A	2.98
Mosaic District VA 1.711 3/1/2026-26		4/22/2021	257,205.00	94.08	235,190.00	0.19%	Moody's-A2	581
61945DAZ4	250,000.00	1.10	252,470.75	5.47	1,413.95	-17,280.75	S&P-AA	1.64



Town of Addison | TX Portfolio Holdings by Asset Class All Portfolios

Date: 6/30/2024

Description	Face Amount / Shares	Settlement Date	Cost Value	Market Price	Market Value	% Portfolio	Credit Rating	Days To Call/Maturity
CUSIP		YTM @ Cost	Book Value	YTM @ Market	Accrued Interest	Unre. Gain/Loss	Credit Rating	Duration To Maturity
New York City 1.71 11/1/2028-28 64971XUT3	1,000,000.00	2/21/2024 4.59	879,500.00 888,634.11	87.90 4.84	879,000.00 2,802.50	0.66% -9,634.11	Moodys-Aa1 S&P-AAA	1584 4.17
New York City 2.28 5/1/2026-26 64971WJ76	1,000,000.00	12/13/2023 4.75	944,930.00 957,589.77	95.02 5.16	950,160.00 3,736.67	0.71% -7,429.77	Moodys-Aa1 S&P-AAA	669 1.8
New York City 3.7 5/1/2027-27 64971XDY1	1,000,000.00	3/21/2024 4.65	972,730.00 975,154.53	96.62 4.99	966,220.00 6,063.89	0.73% -8,934.53	Moodys-Aa1 S&P-AAA	1034 2.7
New York City 5 11/1/2027-27 64971X3D8	1,000,000.00	3/21/2024 4.62	1,012,620.00 1,011,654.38	100.22 4.93	1,002,200.00 8,194.44	0.75% -9,454.38	Moodys-Aa1 S&P-AAA	1218 3.09
New York City NY 3.78 2/1/2026-24 64971WDP2	700,000.00	4/16/2021 1.84	761,936.00 720,515.64	97.85 5.21	684,964.00 10,951.50	0.54% -35,551.64	Moodys-Aa1 S&P-AAA	32 1.53
New York City NY 5.075 11/1/2025-25 64971M5K4	520,000.00	4/16/2021 0.98	614,411.20 547,771.35	99.37 5.56	516,729.20 4,325.03	0.41% -31,042.15	Moodys-Aa1 S&P-AAA	458 1.3
New York NY Sinking 5.047 10/1/2024-22 64966H4M9	1,942,738.73	4/16/2021 1.73	2,157,877.62 1,958,567.78	99.84 5.61	1,939,669.20 24,240.14	1.46% -18,898.58	Moodys-Aa2 S&P-AA	93 0.25
New York State NY 2.406 1/1/2026-25 650009S20	400,000.00	4/22/2021 1.10	423,820.00 407,629.63	95.95 5.25	383,792.00 4,785.27	0.3% -23,837.63	Moodys-A1 S&P-A	519 1.47
Newark NJ 6.75 9/27/2024 650367SX4	2,500,000.00	6/28/2024 5.57	2,505,500.00 2,505,379.12	100.20 5.62	2,505,000.00 127,500.00	1.87% -379.12	Moodys-MIG2 None	89 0.24
Niagara Falls NY 2.4 7/15/2026 653438CL3	1,035,000.00	12/13/2023 4.92	972,289.35 985,561.45	94.97 5.03	982,898.10 11,385.00	0.73% -2,663.35	S&P-AA None	745 1.98
Oklahoma State OK 5.34 7/1/2024-24 679087FD3	250,000.00	3/6/2023 5.50	249,475.00 250,000.00	100.00 5.20	250,000.00 6,637.92	0.19% 0.00	NR S&P-AA-	1 0
Omaha NE 0.983 4/15/2026 6817126Z3	750,000.00	5/21/2021 0.90	752,970.00 751,084.07	93.15 5.03	698,595.00 1,535.94	0.56% -52,489.07	Moodys-Aa2 S&P-AA+	654 1.78



Town of Addison | TX Portfolio Holdings by Asset Class All Portfolios

Date: 6/30/2024

Description	Face Amount / Shares	Settlement Date	Cost Value	Market Price	Market Value	% Portfolio	Credit Rating	Days To Call/Maturity
CUSIP		YTM @ Cost	Book Value	YTM @ Market	Accrued Interest	Unre. Gain/Loss	Credit Rating	Duration To Maturity
Omaha Special OB Sinking 6.4 2/1/2026-17		6/15/2021	256,903.10	100.83	231,913.60	0.18%	Moody's-Aa3	216
68189TBA3	230,000.00	3.63	239,238.00	5.84	6,092.44	-7,324.40	S&P-AA+	1.5
Oregon State Sinking 5.892 6/1/2027-24		11/17/2022	817,384.24	101.33	798,441.82	0.6%	Moody's-Aa1	336
68607LXQ5	787,954.15	4.96	806,881.11	5.39	3,739.89	-8,439.29	S&P-AA+	2.71
Pennsylvania State Sinking 4.65 2/15/2026-26		6/9/2021	859,072.00	99.25	769,164.25	0.6%	Moody's-Aa3	564
70914PME9	775,000.00	2.20	804,186.89	5.14	13,514.06	-35,022.64	S&P-A+	1.56
San Antonio TX 5.635 2/1/2026-25		12/21/2023	2,020,460.00	100.29	2,005,740.00	1.5%	Moody's-Aaa	216
79623PQQ1	2,000,000.00	5.12	2,015,378.09	5.44	46,645.28	-9,638.09	S&P-AAA	1.51
San Francisco CA 1.286 8/1/2024		12/15/2021	457,652.65	99.65	453,398.40	0.34%	NR	32
79770GJA5	455,000.00	1.06	455,085.75	5.36	2,421.79	-1,687.35	S&P-AA	0.09
San Joaquin Hills CA 2.153 1/15/2027-26		1/24/2022	757,177.50	93.09	698,190.00	0.56%	Moody's-A1	898
798111HF0	750,000.00	1.95	753,667.80	5.08	7,400.94	-55,477.80	S&P-AA	2.46
Savannah GA Hosp Auth Sinking 6 7/1/2027-24		9/21/2023	1,502,805.00	101.01	1,515,135.00	1.12%	Moody's-A2	1
804833EZ0	1,500,000.00	5.94	1,502,229.35	5.63	44,750.00	12,905.65	Fitch-A	2.71
South Dakota Educational 1.495 6/1/2026-26		9/23/2021	1,008,150.00	93.07	930,720.00	0.74%	Moody's-Aaa	670
83754LAX5	1,000,000.00	1.32	1,000,000.00	5.34	1,204.31	-69,280.00	S&P-AA	1.9
South Texas ISD Sinking 5.25 8/15/2028-24		12/11/2023	580,208.80	100.01	580,029.00	0.43%	Moody's-Aa3	192
84055RBB3	580,000.00	5.24	580,184.12	5.25	11,418.75	-155.12	None	3.69
Sun City Fire District AZ 1.099 7/1/2024		11/8/2021	601,386.00	100.00	600,000.00	0.45%	NR	1
86666PAC2	600,000.00	1.01	600,000.00	1.09	3,278.68	0.00	Fitch-A+	0
Sun City Fire District AZ 1.707 7/1/2026-26		11/8/2021	503,700.00	93.67	468,335.00	0.37%	NR	701
86666PAE8	500,000.00	1.54	501,593.51	5.07	4,243.79	-33,258.51	S&P-A+	1.96
Texas Womans University TX 4 7/1/2025		5/12/2021	359,657.55	100.64	317,009.70	0.24%	Moody's-Aaa	366
882874KQ2	315,000.00	0.53	325,794.71	3.35	6,265.00	-8,785.01	NR	0.97



Town of Addison | TX
Portfolio Holdings by Asset Class
All Portfolios

Date: 6/30/2024

Description	Face Amount / Shares	Settlement Date	Cost Value	Market Price	Market Value	% Portfolio	Credit Rating	Days To Call/Maturity
CUSIP		YTM @ Cost	Book Value	YTM @ Market	Accrued Interest	Unre. Gain/Loss	Credit Rating	Duration To Maturity
Tredyffrin Easttown SD PA 1.159 2/15/2026		5/6/2021	277,475.00	94.14	258,874.00	0.21%	Moody's-Aaa	595
894673TA0	275,000.00	0.97	275,842.49	4.96	1,195.22	-16,968.49	NR	1.61
University of Oklahoma OK 3.023 7/1/2025-22		7/1/2021	307,275.00	97.74	293,211.00	0.22%	NR	1
91476PDR6	300,000.00	2.38	301,818.75	5.37	4,509.31	-8,607.75	S&P-A+	0.98
Virginia College VA 4.75 9/1/2024-24		5/6/2021	857,279.85	99.87	753,980.75	0.57%	Moody's-Aa1	32
927781VU5	755,000.00	0.62	760,227.82	5.47	11,854.55	-6,247.07	S&P-AA+	0.17
			50,994,231.41		48,162,319.42	36.86%		557
Sub Total Municipal Bonds	49,740,692.88	2.84	49,516,984.39	5.15	625,797.47	-1,354,664.97		1.78
			135,729,209.42		131,684,854.67	100.00%		300
TOTAL PORTFOLIO	134,623,622.14	3.63	134,303,224.82	5.28	945,507.41	-2,618,370.15		1.49



Town of Addison | TX Transaction Summary by Action All Portfolios

Begin Date: 3/31/2024, End Date: 6/30/2024

Action	Settlement Date	CUSIP	Face Amount / Shares	Description	Purchase Price	Principal	Interest / Dividends	YTM @ Cost	Total
Buy Transactions									
Buy	4/11/2024	3132XGYV2	1,000,000.00	FHLMC MBS 4.25 12/1/2028	97.05	970,468.75	1,180.56	5.00	971,649.31
Buy	4/11/2024	13068XLK3	1,500,000.00	California St Public 4.859 4/1/2028	100.21	1,503,135.00	0.00	4.80	1,503,135.00
Buy	4/15/2024	3132XGZZ2	1,000,000.00	FHLMC MBS 4.6 1/1/2029	98.00	980,000.00	1,788.89	5.12	981,788.89
Buy	4/23/2024	31424WHJ4	1,000,000.00	FAMC 5.78 4/23/2029-25	100.00	1,000,000.00	0.00	5.78	1,000,000.00
Buy	5/14/2024	48836LBH4	245,000.00	Kemba Fin CU 5.4 5/14/2029-24	100.00	245,000.00	0.00	5.40	245,000.00
Buy	5/15/2024	3134H1N90	1,000,000.00	FHLMC 6.1 5/15/2029-24	100.00	1,000,000.00	0.00	6.10	1,000,000.00
Buy	5/20/2024	8923A0PE7	1,400,000.00	Toyota Credit PR 0 2/14/2025	96.10	1,345,330.00	0.00	5.42	1,345,330.00
Buy	5/30/2024	186398MK6	1,330,000.00	Cleveland Public PWR 2.346 11/15/2028	89.12	1,185,296.00	1,300.08	5.11	1,186,596.08
Buy	6/10/2024	3130B1ME4	1,000,000.00	FHLB 6 6/4/2029-24	100.00	1,000,000.00	0.00	6.00	1,000,000.00
Buy	6/28/2024	650367SX4	2,500,000.00	Newark NJ 6.75 9/27/2024	100.22	2,505,500.00	126,562.50	5.57	2,632,062.50
Subtotal			11,975,000.00			11,734,729.75	130,832.03		11,865,561.78
Deposit	4/30/2024	LOGIC5010	158,187.03	LOGIC Operating LGIP	100.00	158,187.03	0.00	0.00	158,187.03
Deposit	4/30/2024	TEXSTAR1110	4,706.67	TexSTAR Operating LGIP	100.00	4,706.67	0.00	0.00	4,706.67
Deposit	4/30/2024	TEXASCLASS0001	16,628.33	Texas CLASS LGIP	100.00	16,628.33	0.00	0.00	16,628.33
Deposit	4/30/2024	TEXPOOL0003	4,727.59	TexPool General LGIP	100.00	4,727.59	0.00	0.00	4,727.59
Deposit	5/31/2024	LOGIC5010	42,033.93	LOGIC Operating LGIP	100.00	42,033.93	0.00	0.00	42,033.93
Deposit	5/31/2024	LOGIC5010	143,953.00	LOGIC Operating LGIP	100.00	143,953.00	0.00	0.00	143,953.00
Deposit	5/31/2024	TEXSTAR1110	4,886.73	TexSTAR Operating LGIP	100.00	4,886.73	0.00	0.00	4,886.73
Deposit	5/31/2024	TEXASCLASS0001	17,256.41	Texas CLASS LGIP	100.00	17,256.41	0.00	0.00	17,256.41
Deposit	5/31/2024	TEXPOOL0003	4,908.24	TexPool General LGIP	100.00	4,908.24	0.00	0.00	4,908.24
Deposit	6/30/2024	LOGIC5010	131,193.43	LOGIC Operating LGIP	100.00	131,193.43	0.00	0.00	131,193.43
Deposit	6/30/2024	TEXSTAR1110	4,753.26	TexSTAR Operating LGIP	100.00	4,753.26	0.00	0.00	4,753.26
Deposit	6/30/2024	TEXASCLASS0001	16,776.26	Texas CLASS LGIP	100.00	16,776.26	0.00	0.00	16,776.26
Deposit	6/30/2024	TEXPOOL0003	4,767.72	TexPool General LGIP	100.00	4,767.72	0.00	0.00	4,767.72
Subtotal			554,778.60			554,778.60	0.00		554,778.60
Total Buy Transactions			12,529,778.60			12,289,508.35	130,832.03		12,420,340.38



Town of Addison | TX Transaction Summary by Action All Portfolios

Begin Date: 3/31/2024, End Date: 6/30/2024

Action	Settlement Date	CUSIP	Face Amount / Shares	Description	Purchase Price	Principal	Interest / Dividends	YTM @ Cost	Total
Sell Transactions									
Called	5/17/2024	69506YZB8	245,000.00	Pacific Western Bank, CA 5.35 5/17/2028-24	0.00	245,000.00	0.00	0.00	245,000.00
Called	6/1/2024	68607LXQ5	212,045.85	Oregon State Sinking 5.892 6/1/2027-24	0.00	212,045.85	0.00	0.00	212,045.85
Called	6/13/2024	3134GYK76	2,000,000.00	FHLMC 5.625 3/13/2026-23	0.00	2,000,000.00	28,125.00	0.00	2,028,125.00
Subtotal			2,457,045.85			2,457,045.85	28,125.00		2,485,170.85
Matured	4/29/2024	3130AND72	1,000,000.00	FHLB 0.43 4/29/2024-21	0.00	1,000,000.00	0.00	0.00	1,000,000.00
Matured	5/17/2024	8923A0EH2	1,000,000.00	Toyota Credit PR 0 5/17/2024	0.00	1,000,000.00	0.00	0.00	1,000,000.00
Matured	5/28/2024	3134GY2N1	1,000,000.00	FHLMC 5.17 5/28/2024-23	0.00	1,000,000.00	0.00	0.00	1,000,000.00
Matured	5/31/2024	912828XT2	1,000,000.00	T-Note 2 5/31/2024	0.00	1,000,000.00	0.00	0.00	1,000,000.00
Matured	6/1/2024	427908EF1	250,000.00	Hernando County W/S FL 0.589 6/1/2024-24	0.00	250,000.00	0.00	0.00	250,000.00
Matured	6/20/2024	3134GY5N8	1,500,000.00	FHLMC 5.25 6/20/2024-23	0.00	1,500,000.00	0.00	0.00	1,500,000.00
Matured	6/21/2024	80865MAD9	245,000.00	Scient Federal CU 5.6 6/21/2024	0.00	245,000.00	0.00	0.00	245,000.00
Subtotal			5,995,000.00			5,995,000.00	0.00		5,995,000.00
Withdraw	4/30/2024	LOGIC5010	6,750,000.00	LOGIC Operating LGIP	0.00	6,750,000.00	0.00	0.00	6,750,000.00
Withdraw	5/31/2024	LOGIC5010	1,500,000.00	LOGIC Operating LGIP	0.00	1,500,000.00	0.00	0.00	1,500,000.00
Withdraw	6/30/2024	LOGIC5010	4,100,000.00	LOGIC Operating LGIP	0.00	4,100,000.00	0.00	0.00	4,100,000.00
Subtotal			12,350,000.00			12,350,000.00	0.00		12,350,000.00
Total Sell Transactions			20,802,045.85			20,802,045.85	28,125.00		20,830,170.85
Interest/Dividends									
Interest	4/1/2024	46873TAD5	0.00	Jackson Energy TN 3.4 4/1/2026-23		0.00	32,725.00	0.00	32,725.00
Interest	4/1/2024	23542JQP3	0.00	Dallas Water-Sewer TX 1.007 10/1/2025		0.00	6,797.25	0.00	6,797.25
Interest	4/1/2024	92891CDA7	0.00	VYStar CU FL 5.2 3/10/2028-25		0.00	1,082.03	0.00	1,082.03
Interest	4/1/2024	80865MAD9	0.00	Scient Federal CU 5.6 6/21/2024		0.00	1,165.26	0.00	1,165.26
Interest	4/1/2024	00832KBU2	0.00	Affinity Federal CU 5.8 11/15/2024		0.00	1,206.88	0.00	1,206.88
Interest	4/1/2024	23542JQR9	0.00	City of Dallas 1.497 10/1/2027		0.00	1,871.25	0.00	1,871.25
Interest	4/1/2024	088632CT9	0.00	Bi-State Development Agency MA 1.344 10/1/2025		0.00	10,248.00	0.00	10,248.00
Interest	4/1/2024	64966H4M9	0.00	New York NY Sinking 5.047 10/1/2024-22		0.00	49,025.01	0.00	49,025.01



Town of Addison | TX Transaction Summary by Action All Portfolios

Begin Date: 3/31/2024, End Date: 6/30/2024

Action	Settlement Date	CUSIP	Face Amount / Shares	Description	Purchase Price	Principal	Interest / Dividends	YTM @ Cost	Total
Interest	4/1/2024	485106UX4	0.00	Kansas City MO 1.475 4/1/2026		0.00	7,375.00	0.00	7,375.00
Interest	4/7/2024	3130APAF2	0.00	FHLB 0.52 10/7/2024-22		0.00	2,600.00	0.00	2,600.00
Interest	4/14/2024	3130ARGS4	0.00	FHLB Step 4/14/2027-23		0.00	15,000.00	0.00	15,000.00
Interest	4/15/2024	20825WBN9	0.00	Connexus CR 5.4 6/15/2028-24		0.00	1,123.64	0.00	1,123.64
Interest	4/15/2024	65504UAA5	0.00	Noble FCU 5.25 2/15/2029-24		0.00	1,092.43	0.00	1,092.43
Interest	4/15/2024	6817126Z3	0.00	Omaha NE 0.983 4/15/2026		0.00	3,686.25	0.00	3,686.25
Interest	4/17/2024	36266LAB2	0.00	GHS Federal CU 5.6 8/17/2028-25		0.00	1,165.26	0.00	1,165.26
Interest	4/18/2024	920133AL9	0.00	Valley Strong CU CA 5.1 7/18/2025-23		0.00	1,061.22	0.00	1,061.22
Interest	4/19/2024	87868YAG8	0.00	Technology CU CA 5 1/21/2025		0.00	1,040.41	0.00	1,040.41
Interest	4/20/2024	04288LAA6	0.00	Arsenal CU MO 5.1 1/21/2025-24		0.00	1,061.22	0.00	1,061.22
Interest	4/20/2024	77535MAM5	0.00	Rogue Univesity CU OR 5.1 1/20/2028-23		0.00	1,061.22	0.00	1,061.22
Interest	4/21/2024	09644EAR3	0.00	Blupeak CU 5.75 11/20/2024		0.00	1,196.47	0.00	1,196.47
Interest	4/22/2024	07181JBD5	0.00	Baxter CU 5.15 1/24/2028-25		0.00	1,071.62	0.00	1,071.62
Interest	4/22/2024	89789AAH0	0.00	Truliant Federal CU 5.15 3/23/2026		0.00	1,071.62	0.00	1,071.62
Interest	4/22/2024	15643VAC6	0.00	Centris Federal CU 5.75 9/20/2024		0.00	1,196.47	0.00	1,196.47
Interest	4/26/2024	98138MBY5	0.00	Worker's CU MA 5.25 5/26/2028-23		0.00	1,092.43	0.00	1,092.43
Interest	4/28/2024	3133EMXQ0	0.00	FFCB 0.94 4/28/2026-22		0.00	4,700.00	0.00	4,700.00
Interest	4/28/2024	236334AD0	0.00	Dannemora Federal CU 5.45 12/28/2028-24		0.00	1,134.05	0.00	1,134.05
Interest	4/28/2024	3134GXQR8	0.00	FHLMC Step 4/28/2025-22		0.00	17,500.00	0.00	17,500.00
Interest	4/29/2024	98426AAC1	0.00	Y-12 FCU 5.25 1/28/2028-24		0.00	1,092.43	0.00	1,092.43
Interest	4/29/2024	3130AND72	0.00	FHLB 0.43 4/29/2024-21		0.00	1,075.00	0.00	1,075.00
Interest	4/29/2024	24951TAU9	0.00	DOC Federal CU 3.5 7/1/2024-22		0.00	728.29	0.00	728.29
Interest	4/30/2024	LOGIC5010	0.00	LOGIC Operating LGIP		0.00	158,187.03	0.00	158,187.03
Interest	4/30/2024	227563EQ2	0.00	Cross River Bank 5.5 11/30/2028-24		0.00	1,144.45	0.00	1,144.45
Interest	4/30/2024	TEXSTAR1110	0.00	TexSTAR Operating LGIP		0.00	4,706.67	0.00	4,706.67
Interest	4/30/2024	91334AAL7	0.00	United Heritage CU TX 5.15 3/21/2025		0.00	1,037.05	0.00	1,037.05
Interest	4/30/2024	938828CY4	0.00	Washington Federal 5.5 11/30/2028-24		0.00	1,144.45	0.00	1,144.45



Town of Addison | TX Transaction Summary by Action All Portfolios

Begin Date: 3/31/2024, End Date: 6/30/2024

Action	Settlement Date	CUSIP	Face Amount / Shares	Description	Purchase Price	Principal	Interest / Dividends	YTM @ Cost	Total
Interest	4/30/2024	TEXASCLASS0001	0.00	Texas CLASS LGIP		0.00	16,628.33	0.00	16,628.33
Interest	4/30/2024	70962LBA9	0.00	Pentagon Federal CU 1.25 1/31/2025		0.00	251.71	0.00	251.71
Interest	4/30/2024	TEXPOOL0003	0.00	TexPool General LGIP		0.00	4,727.59	0.00	4,727.59
Interest	5/1/2024	64971XUT3	0.00	New York City 1.71 11/1/2028-28		0.00	8,550.00	0.00	8,550.00
Interest	5/1/2024	3132XGYV2	0.00	FHLMC MBS 4.25 12/1/2028		0.00	3,541.67	0.00	3,541.67
Interest	5/1/2024	64971XDY1	0.00	New York City 3.7 5/1/2027-27		0.00	18,500.00	0.00	18,500.00
Interest	5/1/2024	64971WJ76	0.00	New York City 2.28 5/1/2026-26		0.00	11,400.00	0.00	11,400.00
Interest	5/1/2024	64971M5K4	0.00	New York City NY 5.075 11/1/2025-25		0.00	13,195.00	0.00	13,195.00
Interest	5/1/2024	92891CDA7	0.00	VYStar CU FL 5.2 3/10/2028-25		0.00	1,047.12	0.00	1,047.12
Interest	5/1/2024	80865MAD9	0.00	Scient Federal CU 5.6 6/21/2024		0.00	1,127.67	0.00	1,127.67
Interest	5/1/2024	00832KBU2	0.00	Affinity Federal CU 5.8 11/15/2024		0.00	1,167.95	0.00	1,167.95
Interest	5/1/2024	64971X3D8	0.00	New York City 5 11/1/2027-27		0.00	25,000.00	0.00	25,000.00
Interest	5/1/2024	3132XGZZ2	0.00	FHLMC MBS 4.6 1/1/2029		0.00	3,833.33	0.00	3,833.33
Interest	5/12/2024	3130AMDE9	0.00	FHLB Step 5/12/2026-21		0.00	7,500.00	0.00	7,500.00
Interest	5/15/2024	20825WBN9	0.00	Connexus CR 5.4 6/15/2028-24		0.00	1,087.40	0.00	1,087.40
Interest	5/15/2024	20775C6C3	0.00	Connecticut State Housing CT 2.097 11/15/2024		0.00	3,145.50	0.00	3,145.50
Interest	5/15/2024	207580AR2	0.00	Connecticut Green Bank CT 1.2 11/15/2025		0.00	1,200.00	0.00	1,200.00
Interest	5/15/2024	65504UAA5	0.00	Noble FCU 5.25 2/15/2029-24		0.00	1,057.19	0.00	1,057.19
Interest	5/15/2024	207580AQ4	0.00	Connecticut Green Bank CT 0.85 11/15/2024		0.00	1,168.75	0.00	1,168.75
Interest	5/17/2024	36266LAB2	0.00	GHS Federal CU 5.6 8/17/2028-25		0.00	1,127.67	0.00	1,127.67
Interest	5/17/2024	69506YZB8	0.00	Pacific Western Bank, CA 5.35 5/17/2028-24		0.00	6,535.79	0.00	6,535.79
Interest	5/18/2024	3134GYRX2	0.00	FHLMC 5.375 5/18/2026-23		0.00	26,875.00	0.00	26,875.00
Interest	5/18/2024	920133AL9	0.00	Valley Strong CU CA 5.1 7/18/2025-23		0.00	1,026.99	0.00	1,026.99
Interest	5/19/2024	87868YAG8	0.00	Technology CU CA 5 1/21/2025		0.00	1,006.85	0.00	1,006.85
Interest	5/20/2024	04288LAA6	0.00	Arsenal CU MO 5.1 1/21/2025-24		0.00	1,026.99	0.00	1,026.99
Interest	5/20/2024	77535MAM5	0.00	Rogue Univesrity CU OR 5.1 1/20/2028-23		0.00	1,026.99	0.00	1,026.99
Interest	5/21/2024	09644EAR3	0.00	Blupeak CU 5.75 11/20/2024		0.00	1,157.88	0.00	1,157.88



Town of Addison | TX Transaction Summary by Action All Portfolios

Begin Date: 3/31/2024, End Date: 6/30/2024

Action	Settlement Date	CUSIP	Face Amount / Shares	Description	Purchase Price	Principal	Interest / Dividends	YTM @ Cost	Total
Interest	5/22/2024	07181JBD5	0.00	Baxter CU 5.15 1/24/2028-25		0.00	1,037.05	0.00	1,037.05
Interest	5/22/2024	89789AAH0	0.00	Truiliant Federal CU 5.15 3/23/2026		0.00	1,037.05	0.00	1,037.05
Interest	5/22/2024	15643VAC6	0.00	Centris Federal CU 5.75 9/20/2024		0.00	1,157.88	0.00	1,157.88
Interest	5/23/2024	3133EM3E0	0.00	FFCB 0.61 5/23/2025-21		0.00	3,050.00	0.00	3,050.00
Interest	5/25/2024	3135GACZ2	0.00	FNMA 5.4 11/25/2024-23		0.00	27,000.00	0.00	27,000.00
Interest	5/26/2024	98138MBY5	0.00	Worker's CU MA 5.25 5/26/2028-23		0.00	1,057.19	0.00	1,057.19
Interest	5/28/2024	3134GY2N1	0.00	FHLMC 5.17 5/28/2024-23		0.00	25,850.00	0.00	25,850.00
Interest	5/28/2024	236334AD0	0.00	Dannemora Federal CU 5.45 12/28/2028-24		0.00	1,097.47	0.00	1,097.47
Interest	5/29/2024	98426AAC1	0.00	Y-12 FCU 5.25 1/28/2028-24		0.00	1,057.19	0.00	1,057.19
Interest	5/29/2024	24951TAU9	0.00	DOC Federal CU 3.5 7/1/2024-22		0.00	704.79	0.00	704.79
Interest	5/30/2024	227563EQ2	0.00	Cross River Bank 5.5 11/30/2028-24		0.00	1,107.53	0.00	1,107.53
Interest	5/30/2024	938828CY4	0.00	Washington Federal 5.5 11/30/2028-24		0.00	1,107.53	0.00	1,107.53
Interest	5/31/2024	LOGIC5010	0.00	LOGIC Operating LGIP		0.00	143,953.00	0.00	143,953.00
Interest	5/31/2024	TEXSTAR1110	0.00	TexSTAR Operating LGIP		0.00	4,886.73	0.00	4,886.73
Interest	5/31/2024	91334AAL7	0.00	United Heritage CU TX 5.15 3/21/2025		0.00	1,071.62	0.00	1,071.62
Interest	5/31/2024	912828XT2	0.00	T-Note 2 5/31/2024		0.00	10,000.00	0.00	10,000.00
Interest	5/31/2024	TEXASCLASS0001	0.00	Texas CLASS LGIP		0.00	17,256.41	0.00	17,256.41
Interest	5/31/2024	70962LBA9	0.00	Pentagon Federal CU 1.25 1/31/2025		0.00	260.10	0.00	260.10
Interest	5/31/2024	TEXPOOL0003	0.00	TexPool General LGIP		0.00	4,908.24	0.00	4,908.24
Interest	6/1/2024	83754LAX5	0.00	South Dakota Educational 1.495 6/1/2026-26		0.00	7,475.00	0.00	7,475.00
Interest	6/1/2024	3132XGYV2	0.00	FHLMC MBS 4.25 12/1/2028		0.00	3,659.72	0.00	3,659.72
Interest	6/1/2024	57604TAB2	0.00	Massachusetts State 5.203 6/1/2025-25		0.00	26,015.00	0.00	26,015.00
Interest	6/1/2024	92891CDA7	0.00	VYStar CU FL 5.2 3/10/2028-25		0.00	1,082.03	0.00	1,082.03
Interest	6/1/2024	00832KBU2	0.00	Affinity Federal CU 5.8 11/15/2024		0.00	1,206.88	0.00	1,206.88
Interest	6/1/2024	3132XGZZ2	0.00	FHLMC MBS 4.6 1/1/2029		0.00	3,961.11	0.00	3,961.11
Interest	6/1/2024	427908EF1	0.00	Hernando County W/S FL 0.589 6/1/2024-24		0.00	736.25	0.00	736.25
Interest	6/1/2024	68607LXQ5	0.00	Oregon State Sinking 5.892 6/1/2027-24		0.00	29,460.00	0.00	29,460.00



Town of Addison | TX Transaction Summary by Action All Portfolios

Begin Date: 3/31/2024, End Date: 6/30/2024

Action	Settlement Date	CUSIP	Face Amount / Shares	Description	Purchase Price	Principal	Interest / Dividends	YTM @ Cost	Total
Interest	6/9/2024	3130AMJX1	0.00	FHLB 0.65 12/9/2024-21		0.00	4,875.00	0.00	4,875.00
Interest	6/9/2024	3130AMMJ8	0.00	FHLB Step 6/9/2026-23		0.00	7,500.00	0.00	7,500.00
Interest	6/10/2024	3130AMMW9	0.00	FHLB Step 6/10/2026-21		0.00	11,250.00	0.00	11,250.00
Interest	6/14/2024	48836LBH4	0.00	Kemba Fin CU 5.4 5/14/2029-24		0.00	1,123.64	0.00	1,123.64
Interest	6/15/2024	365820HB8	0.00	Garfiled Heights SD OH 3.1 12/15/2024-23		0.00	3,875.00	0.00	3,875.00
Interest	6/15/2024	20825WBN9	0.00	Connexus CR 5.4 6/15/2028-24		0.00	1,123.64	0.00	1,123.64
Interest	6/15/2024	65504UAA5	0.00	Noble FCU 5.25 2/15/2029-24		0.00	1,092.43	0.00	1,092.43
Interest	6/17/2024	36266LAB2	0.00	GHS Federal CU 5.6 8/17/2028-25		0.00	1,165.26	0.00	1,165.26
Interest	6/18/2024	920133AL9	0.00	Valley Strong CU CA 5.1 7/18/2025-23		0.00	1,061.22	0.00	1,061.22
Interest	6/18/2024	3134H1MD2	0.00	FHLMC 5.625 6/17/2027-24		0.00	28,125.00	0.00	28,125.00
Interest	6/19/2024	87868YAG8	0.00	Technology CU CA 5 1/21/2025		0.00	1,040.41	0.00	1,040.41
Interest	6/20/2024	3134GY5N8	0.00	FHLMC 5.25 6/20/2024-23		0.00	39,375.00	0.00	39,375.00
Interest	6/20/2024	04288LAA6	0.00	Arsenal CU MO 5.1 1/21/2025-24		0.00	1,061.22	0.00	1,061.22
Interest	6/20/2024	77535MAM5	0.00	Rogue Univesrity CU OR 5.1 1/20/2028-23		0.00	1,061.22	0.00	1,061.22
Interest	6/21/2024	3133EPP90	0.00	FFCB 5.5 6/21/2028-24		0.00	41,250.00	0.00	41,250.00
Interest	6/21/2024	80865MAD9	0.00	Scient Federal CU 5.6 6/21/2024		0.00	1,917.04	0.00	1,917.04
Interest	6/21/2024	09644EAR3	0.00	Blupeak CU 5.75 11/20/2024		0.00	1,196.47	0.00	1,196.47
Interest	6/22/2024	07181JBD5	0.00	Baxter CU 5.15 1/24/2028-25		0.00	1,071.62	0.00	1,071.62
Interest	6/22/2024	89789AAH0	0.00	Truiliant Federal CU 5.15 3/23/2026		0.00	1,071.62	0.00	1,071.62
Interest	6/22/2024	15643VAC6	0.00	Centris Federal CU 5.75 9/20/2024		0.00	1,196.47	0.00	1,196.47
Interest	6/26/2024	98138MBY5	0.00	Worker's CU MA 5.25 5/26/2028-23		0.00	1,092.43	0.00	1,092.43
Interest	6/28/2024	236334AD0	0.00	Dannemora Federal CU 5.45 12/28/2028-24		0.00	1,134.05	0.00	1,134.05
Interest	6/29/2024	98426AAC1	0.00	Y-12 FCU 5.25 1/28/2028-24		0.00	1,092.43	0.00	1,092.43
Interest	6/29/2024	24951TAU9	0.00	DOC Federal CU 3.5 7/1/2024-22		0.00	728.29	0.00	728.29
Interest	6/30/2024	LOGIC5010	0.00	LOGIC Operating LGIP		0.00	131,193.43	0.00	131,193.43
Interest	6/30/2024	227563EQ2	0.00	Cross River Bank 5.5 11/30/2028-24		0.00	1,144.45	0.00	1,144.45
Interest	6/30/2024	TEXSTAR1110	0.00	TexSTAR Operating LGIP		0.00	4,753.26	0.00	4,753.26
Interest	6/30/2024	91334AAL7	0.00	United Heritage CU TX 5.15 3/21/2025		0.00	1,037.05	0.00	1,037.05



Town of Addison | TX Transaction Summary by Action All Portfolios

Begin Date: 3/31/2024, End Date: 6/30/2024

Action	Settlement Date	CUSIP	Face Amount / Shares	Description	Purchase Price	Principal	Interest / Dividends	YTM @ Cost	Total
Interest	6/30/2024	938828CY4	0.00	Washington Federal 5.5 11/30/2028-24		0.00	1,144.45	0.00	1,144.45
Interest	6/30/2024	3130ASG52	0.00	FHLB 4.1 6/30/2027-23		0.00	20,500.00	0.00	20,500.00
Interest	6/30/2024	TEXASCLASS0001	0.00	Texas CLASS LGIP		0.00	16,776.26	0.00	16,776.26
Interest	6/30/2024	70962LBA9	0.00	Pentagon Federal CU 1.25 1/31/2025		0.00	251.71	0.00	251.71
Interest	6/30/2024	TEXPOOL0003	0.00	TexPool General LGIP		0.00	4,767.72	0.00	4,767.72
Subtotal			0.00			0.00	1,160,622.29		1,160,622.29
Total Interest/Dividends			0.00			0.00	1,160,622.29		1,160,622.29