



**TOWN OF ADDISON**  
Investment Portfolio  
March 31, 2024


**COMPLIANCE**

This report was prepared in accordance with Chapter 2256 of the Public Funds Investment Act ("PFIA"). Section 2256.03(a) of the PFIA states that "Not less than quarterly, the investment officer shall prepare and submit to the governing body of the entity a written report of the investment transactions for all funds covered by this chapter for the preceding reporting period." This report, which covers the quarter ended March 31, 2024, is signed by the Town's investment officers and includes the disclosures required in the PFIA.

**Performance Benchmark**

US Treasury | 6 Months 5.36%

Asset Category	Face Amount/Shares	Market Value	Book Value	% of Portfolio	YTM @ Cost	Days To Maturity
Certificate of Deposit 50%	7,105,000.00	7,035,618.40	7,105,000.00	4.97	4.31	865
Commercial Paper 30%	2,000,000.00	1,976,818.00	1,977,002.68	1.38	5.75	75
LGIP   State 70%	44,138,150.66	44,138,150.66	44,138,150.66	30.90	5.48	1
Municipal Bonds 50%	44,872,738.73	43,377,482.83	44,860,678.33	31.40	2.55	755
US Agency   Treasury 70%	44,780,000.00	43,452,910.75	44,777,959.45	31.34	2.87	785
<b>Total / Average</b>	<b>142,895,889.39</b>	<b>139,980,980.64</b>	<b>142,858,791.12</b>	<b>100.00</b>	<b>3.69</b>	<b>528</b>

  
 \_\_\_\_\_  
 Steven Glickman, Chief Finance Officer

4-23-24  
 \_\_\_\_\_  
 Date

  
 \_\_\_\_\_  
 Amanda Turner, Assistant Director of Finance

4-23-24  
 \_\_\_\_\_  
 Date

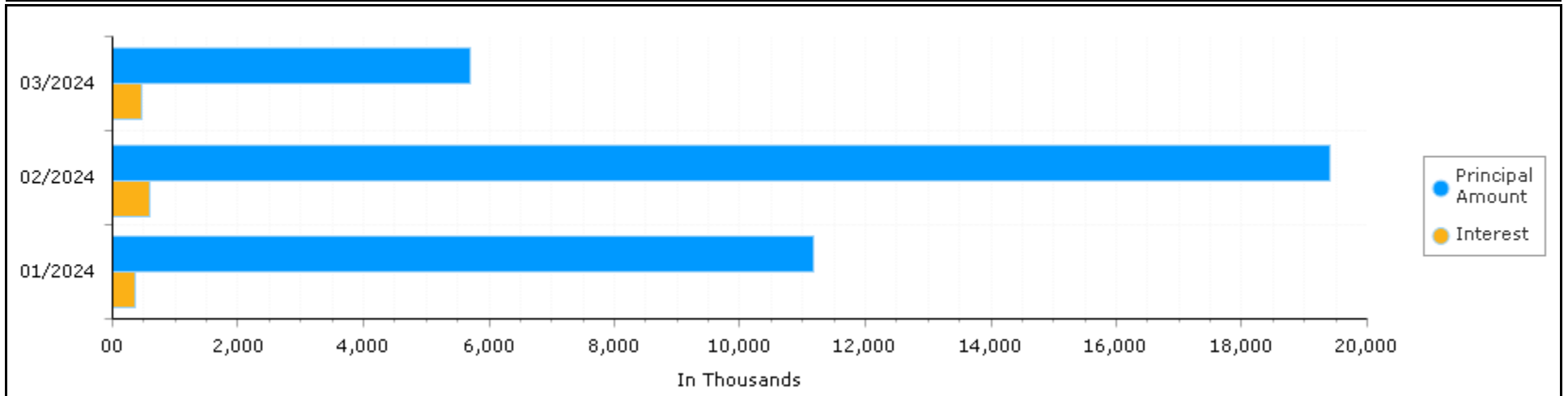


## Town of Addison | TX Portfolio Summary by Month All Portfolios

Begin Date: 1/31/2024, End Date: 3/31/2024

Month	Market Value	Book Value	Unrealized Gain/Loss	YTM @ Cost	YTM @ Market	Duration	Days To Maturity
1/31/2024	146,785,287.75	149,610,710.15	-2,825,422.40	3.74	5.09	1.33	514
2/29/2024	140,637,063.99	143,682,229.72	-3,045,165.73	3.69	5.23	1.39	537
3/31/2024	139,980,980.64	142,858,791.12	-2,877,810.48	3.71	5.22	1.38	531
<b>Total / Average</b>	<b>142,467,777.46</b>	<b>145,383,910.33</b>	<b>-2,916,132.87</b>	<b>3.71</b>	<b>5.18</b>	<b>1.37</b>	<b>527</b>

### Actual Cash Flow





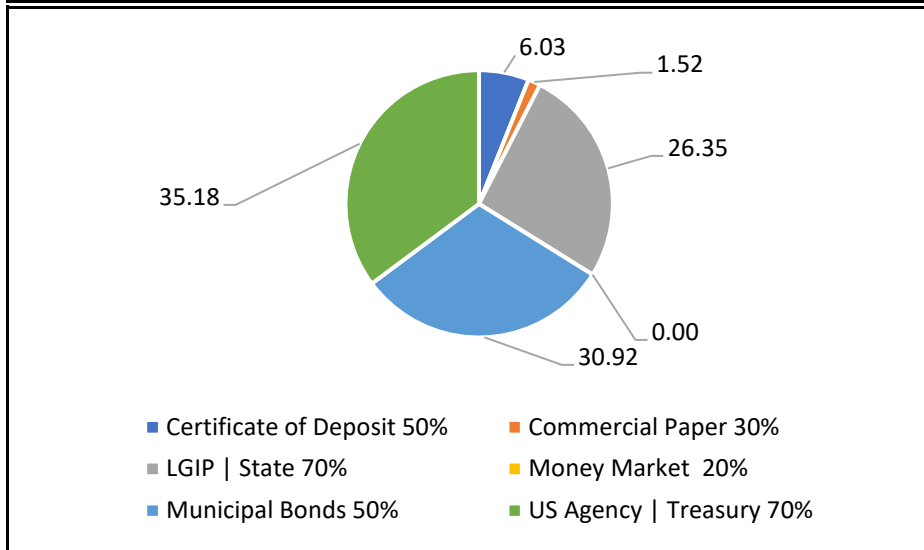
## Town of Addison | TX Distribution by Asset Category - Market Value All Portfolios

Begin Date: 12/31/2023, End Date: 3/31/2024

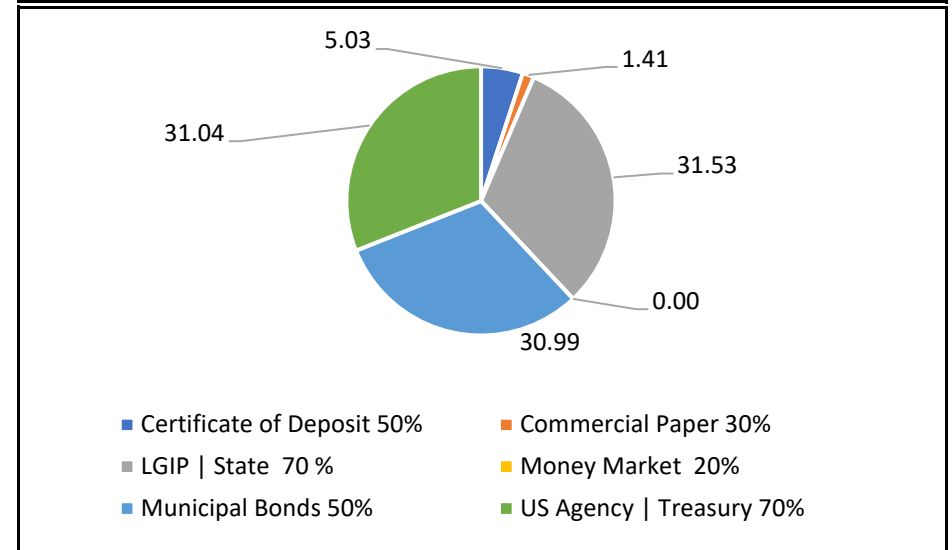
### Asset Category Allocation

Asset Category	Market Value 12/31/2023	% of Portfolio 12/31/2023	Market Value 3/31/2024	% of Portfolio 3/31/2024
Certificate of Deposit 50%	7,759,260.13	6.03	7,035,618.40	5.03
Commercial Paper 30%	1,950,233.00	1.52	1,976,818.00	1.41
LGIP   State 70%	33,877,073.66	26.35	44,138,150.66	31.53
Money Market 20%	0.00	0.00	0.00	0.00
Municipal Bonds 50%	39,758,027.37	30.92	43,377,482.83	30.99
US Agency   Treasury 70%	45,231,419.34	35.18	43,452,910.75	31.04
<b>Total / Average</b>	<b>128,576,013.50</b>	<b>100.00</b>	<b>139,980,980.64</b>	<b>100.00</b>

#### Portfolio Holdings as of 12/31/2023



#### Portfolio Holdings as of 3/31/2024



Asset Category | Investment Policy Compliance  
Compliance | Yes

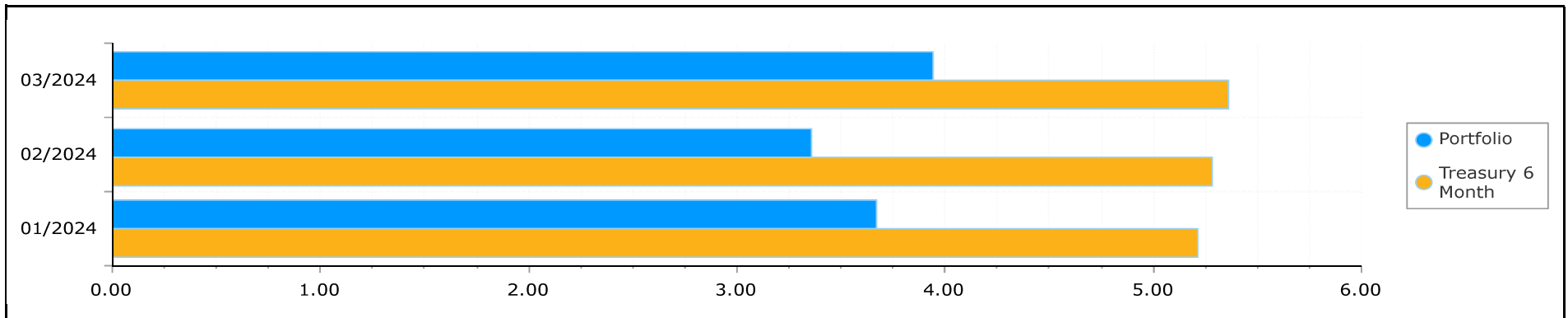


## Town of Addison | TX Total Rate of Return - Book Value by Month All Portfolios

Begin Date: 1/31/2024, End Date: 3/31/2024

Month	1	2	3	4	5	6	Interest Earned During the Period-BV	Annualized TRR-BV	Treasury 6 Month
	Purchased Interest	Sell Accrued Interest	Interest Dividends	Amortization Discount	Amortization Premium	Difference in Accrued Int			
1/31/2024	-18,458.84	25,941.67	361,873.36	19,860.97	-49,696.50	65,254.93	404,775.59	3.67	5.21
2/29/2024	-27,387.00	29,425.00	597,653.38	22,006.91	-45,570.06	-140,107.33	436,020.90	3.36	5.28
3/31/2024	-35,642.20	0.00	457,003.60	26,753.20	-45,516.38	60,788.65	463,386.87	3.94	5.36
Total / Average	-81,488.04	55,366.67	1,416,530.34	68,621.08	-140,782.94	-14,063.75	1,304,183.36	3.65	5.28

### Annualized TRR-BV



Interest Earned During the Period - Book Value | Represents the cumulative total for all revenue 1 - 6.



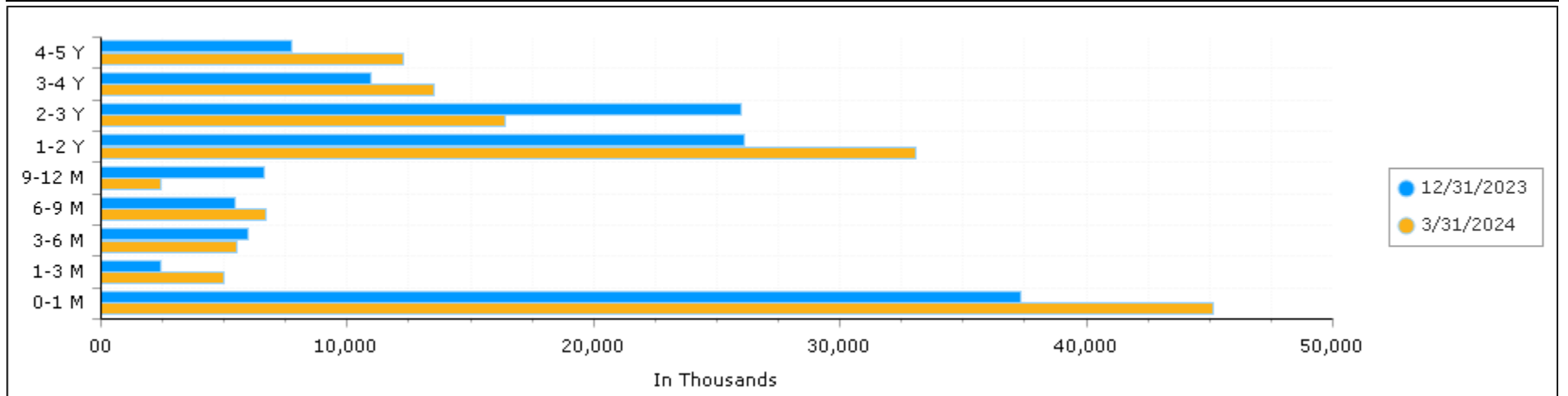
## Town of Addison | TX Distribution by Maturity Range - Market Value All Portfolios

Begin Date: 12/31/2023, End Date: 3/31/2024

### Maturity Range Allocation

Maturity Range	Market Value 12/31/2023	% of Portfolio 12/31/2023	Market Value 3/31/2024	% of Portfolio 3/31/2024
0-1 Month	37,344,555.99	29.04	45,134,420.69	32.24
1-3 Months	2,401,296.95	1.87	4,979,632.34	3.56
3-6 Months	5,938,705.83	4.62	5,482,057.80	3.92
6-9 Months	5,450,248.95	4.24	6,666,732.98	4.76
9-12 Months	6,641,162.67	5.17	2,459,942.06	1.76
1-2 Years	26,114,055.75	20.31	33,069,287.59	23.62
2-3 Years	25,972,836.97	20.20	16,411,850.76	11.72
3-4 Years	10,965,521.80	8.53	13,504,999.76	9.65
4-5 Years	7,747,628.59	6.03	12,272,056.66	8.77
<b>Total / Average</b>	<b>128,576,013.50</b>	<b>100.00</b>	<b>139,980,980.64</b>	<b>100.00</b>

### Portfolio Holdings





**Town of Addison | TX**  
**Portfolio Holdings by Asset Class**  
**All Portfolios**

Date: 3/31/2024

Description	Face Amount / Shares	Settlement Date	Cost Value	Market Price	Market Value	% Portfolio	Credit Rating	Days To Call/Maturity
CUSIP		YTM @ Cost	Book Value	YTM @ Market	Accrued Interest	Unre. Gain/Loss	Credit Rating	Duration To Maturity
<b>Agency   Bullet</b>								
FFCB Step 7/20/2026		7/20/2021	1,500,000.00	93.25	1,398,777.35	1.05%	Moodys-Aaa	841
3130AN5K2	1,500,000.00	1.25	1,500,000.00	4.62	4,437.50	-101,222.65	S&P-AA+	2.26
			<b>1,500,000.00</b>		<b>1,398,777.35</b>	<b>1.05%</b>		<b>841</b>
<b>Sub Total Agency   Bullet</b>	<b>1,500,000.00</b>	<b>1.25</b>	<b>1,500,000.00</b>	<b>4.62</b>	<b>4,437.50</b>	<b>-101,222.65</b>		<b>2.26</b>
<b>Agency   Callable</b>								
FAMC 5.6 9/20/2028-24		12/20/2023	1,000,000.00	100.04	1,000,434.78	0.7%	Moodys-Aaa	81
31424WDR0	1,000,000.00	5.60	1,000,000.00	5.59	1,711.11	434.78	S&P-AA+	4.01
FFCB 0.48 2/10/2025-21		9/22/2021	999,000.00	96.13	961,313.81	0.7%	Moodys-Aaa	316
3133EMZ70	1,000,000.00	0.51	999,745.15	5.14	680.00	-38,431.34	S&P-AA+	0.86
FFCB 0.61 5/23/2025-21		9/22/2021	999,900.00	95.16	951,566.07	0.7%	Moodys-Aaa	418
3133EM3E0	1,000,000.00	0.61	999,968.83	5.02	2,168.89	-48,402.76	S&P-AA+	1.14
FFCB 0.94 4/28/2026-22		4/28/2021	1,000,000.00	92.60	925,951.51	0.7%	Moodys-Aaa	758
3133EMXQ0	1,000,000.00	0.94	1,000,000.00	4.73	3,995.00	-74,048.49	S&P-AA+	2.05
FFCB 5.44 1/9/2029-24		1/9/2024	1,000,000.00	99.86	998,579.18	0.7%	Moodys-Aaa	100
3133EPU29	1,000,000.00	5.44	1,000,000.00	5.47	12,391.11	-1,420.82	S&P-AA+	4.22
FFCB 5.5 6/21/2028-24		1/4/2024	1,498,875.00	99.95	1,499,249.69	1.05%	Moodys-Aaa	1542
3133EPP90	1,500,000.00	5.52	1,498,935.05	5.51	22,916.67	314.64	S&P-AA+	3.77
FHLB 0.43 4/29/2024-21		7/29/2021	1,000,000.00	99.63	996,270.03	0.7%	Moodys-Aaa	29
3130AND72	1,000,000.00	0.43	1,000,000.00	5.24	740.56	-3,729.97	S&P-AA+	0.33
FHLB 0.52 10/7/2024-22		10/7/2021	1,000,000.00	97.62	976,245.11	0.7%	Moodys-Aaa	7
3130APAF2	1,000,000.00	0.52	1,000,000.00	5.24	2,513.33	-23,754.89	S&P-AA+	0.52
FHLB 0.65 12/9/2024-21		6/9/2021	1,500,000.00	96.93	1,453,936.80	1.05%	Moodys-Aaa	9
3130AMJX1	1,500,000.00	0.65	1,500,000.00	5.25	3,033.33	-46,063.20	S&P-AA+	0.69
FHLB 0.75 12/30/2025-22		9/30/2021	1,000,000.00	93.03	930,348.66	0.7%	Moodys-Aaa	91
3130AP2G9	1,000,000.00	0.75	1,000,000.00	4.96	0.00	-69,651.34	S&P-AA+	1.74



**Town of Addison | TX**  
**Portfolio Holdings by Asset Class**  
**All Portfolios**

Date: 3/31/2024

Description	Face Amount / Shares	Settlement Date	Cost Value	Market Price	Market Value	% Portfolio	Credit Rating	Days To Call/Maturity
CUSIP		YTM @ Cost	Book Value	YTM @ Market	Accrued Interest	Unre. Gain/Loss	Credit Rating	Duration To Maturity
FHLB 1 9/30/2026-22		9/30/2021	1,000,000.00	91.33	913,293.36	0.7%	Moodys-Aaa	91
3130AP6D2	1,000,000.00	1.00	1,000,000.00	4.72	0.00	-86,706.64	S&P-AA+	2.47
FHLB 1.6 1/19/2027-22		1/19/2022	1,000,000.00	92.17	921,693.17	0.7%	Moodys-Aaa	19
3130AQJ87	1,000,000.00	1.60	1,000,000.00	4.61	3,200.00	-78,306.83	S&P-AA+	2.74
FHLB 3.75 7/25/2024-22		7/25/2022	1,000,000.00	99.45	994,498.11	0.7%	Moodys-Aaa	25
3130ASKS7	1,000,000.00	3.75	1,000,000.00	5.48	6,875.00	-5,501.89	S&P-AA+	0.32
FHLB 4.1 6/30/2027-23		6/30/2022	1,000,000.00	97.93	979,330.08	0.7%	Moodys-Aaa	91
3130ASG52	1,000,000.00	4.10	1,000,000.00	4.79	10,250.00	-20,669.92	S&P-AA+	3.04
FHLB 5.4 1/2/2029-24		1/4/2024	1,780,000.00	100.18	1,783,228.60	1.25%	Moodys-Aaa	93
3130AYBT2	1,780,000.00	5.40	1,780,000.00	5.35	23,763.00	3,228.60	S&P-AA+	4.2
FHLB 5.5 1/23/2029-24		1/23/2024	1,500,000.00	99.93	1,498,916.07	1.05%	Moodys-Aaa	23
3130AYLW4	1,500,000.00	5.50	1,500,000.00	5.52	15,583.33	-1,083.93	S&P-AA+	4.25
FHLB Step 2/18/2027-22		2/18/2022	1,000,000.00	95.04	950,426.50	0.7%	Moodys-Aaa	1054
3130AQR8	1,000,000.00	2.06	1,000,000.00	4.45	3,105.56	-49,573.50	S&P-AA+	2.78
FHLB Step 3/29/2027-22		3/29/2022	1,000,000.00	98.22	982,175.00	0.7%	Moodys-Aaa	90
3130ARCD1	1,000,000.00	3.25	1,000,000.00	4.62	166.67	-17,825.00	S&P-AA+	2.87
FHLB Step 4/14/2027-23		4/14/2022	1,000,000.00	99.20	991,958.50	0.7%	Moodys-Aaa	14
3130ARGS4	1,000,000.00	3.92	1,000,000.00	5.23	13,916.67	-8,041.50	S&P-AAA	2.84
FHLB Step 5/12/2026-21		5/12/2021	1,500,000.00	93.90	1,408,540.25	1.05%	Moodys-Aaa	42
3130AMDE9	1,500,000.00	1.19	1,500,000.00	4.77	5,791.67	-91,459.75	S&P-AA+	2.08
FHLB Step 6/10/2026-21		6/10/2021	1,500,000.00	93.71	1,405,705.95	1.05%	Moodys-Aaa	801
3130AMMW9	1,500,000.00	1.19	1,500,000.00	4.55	6,937.50	-94,294.05	S&P-AA+	2.17
FHLB Step 6/9/2026-23		6/9/2021	1,000,000.00	93.71	937,110.34	0.7%	Moodys-Aaa	800
3130AMMJ8	1,000,000.00	1.05	1,000,000.00	4.55	4,666.67	-62,889.66	S&P-AA+	2.15



**Town of Addison | TX**  
**Portfolio Holdings by Asset Class**  
**All Portfolios**

Date: 3/31/2024

Description	Face Amount / Shares	Settlement Date	Cost Value	Market Price	Market Value	% Portfolio	Credit Rating	Days To Call/Maturity
CUSIP		YTM @ Cost	Book Value	YTM @ Market	Accrued Interest	Unre. Gain/Loss	Credit Rating	Duration To Maturity
FHLMC 0.57 9/24/2025-21		9/24/2020	2,000,000.00	93.76	1,875,104.78	1.4%	Moodys-Aaa	85
3134GWUG9	2,000,000.00	0.57	2,000,000.00	5.00	221.67	-124,895.22	S&P-AA+	1.48
FHLMC 5.17 5/28/2024-23		11/30/2022	1,000,000.00	99.94	999,423.54	0.7%	Moodys-Aaa	58
3134GY2N1	1,000,000.00	5.17	1,000,000.00	5.44	17,664.17	-576.46	S&P-AA+	0.16
FHLMC 5.25 6/20/2024-23		12/20/2022	1,500,000.00	99.99	1,499,809.44	1.05%	Moodys-Aaa	81
3134GY5N8	1,500,000.00	5.25	1,500,000.00	5.23	22,093.75	-190.56	S&P-AA+	0.22
FHLMC 5.3 2/27/2026-23		2/27/2023	1,000,000.00	99.57	995,717.17	0.7%	Moodys-Aaa	57
3134GYJB9	1,000,000.00	5.30	1,000,000.00	5.54	5,005.56	-4,282.83	S&P-AA+	1.83
FHLMC 5.375 5/18/2026-23		5/18/2023	1,000,000.00	99.90	999,000.38	0.7%	Moodys-Aaa	48
3134GYRX2	1,000,000.00	5.38	1,000,000.00	5.42	19,857.64	-999.62	S&P-AA+	2
FHLMC 5.625 3/13/2026-23		3/13/2023	2,000,000.00	99.78	1,995,545.28	1.4%	Moodys-Aaa	74
3134GYK76	2,000,000.00	5.63	2,000,000.00	5.75	5,625.00	-4,454.72	S&P-AA+	1.87
FHLMC 5.625 6/17/2027-24		12/18/2023	1,000,000.00	99.96	999,570.77	0.7%	Moodys-Aaa	18
3134H1MD2	1,000,000.00	5.63	1,000,000.00	5.64	16,093.75	-429.23	S&P-AA+	2.94
FHLMC Step 2/16/2029-24		2/16/2024	1,000,000.00	99.79	997,893.57	0.7%	Moodys-Aaa	138
3134H1TE3	1,000,000.00	4.71	1,000,000.00	4.71	8,125.00	-2,106.43	S&P-AA+	4.35
FHLMC Step 4/28/2025-22		4/28/2022	1,000,000.00	99.03	990,333.34	0.7%	Moodys-Aaa	28
3134GXQR8	1,000,000.00	3.44	1,000,000.00	5.36	14,875.00	-9,666.66	S&P-AA+	1.05
FNMA 0.56 8/21/2025-23		8/21/2020	1,500,000.00	94.20	1,413,034.22	1.05%	Moodys-Aaa	51
3136G4N74	1,500,000.00	0.56	1,500,000.00	4.93	933.33	-86,965.78	S&P-AA+	1.38
FNMA 0.625 8/27/2025-21		8/27/2020	1,500,000.00	94.22	1,413,294.18	1.05%	Moodys-Aaa	57
3136G4V59	1,500,000.00	0.63	1,500,000.00	4.93	885.42	-86,705.82	S&P-AA+	1.4
FNMA 0.71 7/22/2025-21		7/22/2020	1,499,925.00	94.76	1,421,377.20	1.05%	Moodys-Aaa	22
3136G4A45	1,500,000.00	0.71	1,499,980.40	4.89	2,041.25	-78,603.20	S&P-AA+	1.3





## Town of Addison | TX Portfolio Holdings by Asset Class All Portfolios

Date: 3/31/2024

Description	Face Amount / Shares	Settlement Date	Cost Value	Market Price	Market Value	% Portfolio	Credit Rating	Days To Call/Maturity
CUSIP		YTM @ Cost	Book Value	YTM @ Market	Accrued Interest	Unre. Gain/Loss	Credit Rating	Duration To Maturity
FNMA 5.4 11/25/2024-23		11/25/2022	1,000,000.00	99.87	998,655.96	0.7%	Moodys-Aaa	55
3135GACZ2	1,000,000.00	5.40	1,000,000.00	5.60	18,900.00	-1,344.04	S&P-AA+	0.64
			<b>42,277,700.00</b>		<b>41,059,531.40</b>	<b>29.6%</b>		<b>208</b>
<b>Sub Total Agency   Callable</b>	<b>42,280,000.00</b>	<b>2.94</b>	<b>42,278,629.43</b>	<b>5.13</b>	<b>276,727.61</b>	<b>-1,219,098.03</b>		<b>2.06</b>
<b>CD   Negotiable</b>								
Affinity Federal CU 5.8 11/15/2024		11/15/2023	245,000.00	100.28	245,681.75	0.17%	NCUA Insured	229
00832KBU2	245,000.00	5.80	245,000.00	5.35	1,167.95	681.75	NCUA Insured	0.61
Arsenal CU MO 5.1 1/21/2025-24		1/20/2023	245,000.00	99.94	244,857.47	0.17%	NCUA Insured	20
04288LAA6	245,000.00	5.10	245,000.00	5.17	376.56	-142.53	NCUA Insured	0.79
Baxter CU 5.15 1/24/2028-25		1/22/2024	245,000.00	100.60	246,458.94	0.17%	NCUA Insured	297
07181JBD5	245,000.00	5.15	245,000.00	4.98	311.12	1,458.94	NCUA Insured	3.47
Blupeak CU 5.75 11/20/2024		11/21/2023	245,000.00	100.26	245,636.48	0.17%	NCUA Insured	234
09644EAR3	245,000.00	5.75	245,000.00	5.33	385.96	636.48	NCUA Insured	0.63
BMW Bank UT 0.65 9/17/2024		9/17/2021	245,000.00	97.81	239,641.46	0.17%	FDIC Insured	170
05580AD68	245,000.00	0.65	245,000.00	5.50	61.08	-5,358.54	FDIC Insured	0.46
Centris Federal CU 5.75 9/20/2024		9/22/2023	245,000.00	100.14	245,336.90	0.17%	NCUA Insured	173
15643VAC6	245,000.00	5.75	245,000.00	5.45	347.36	336.90	NCUA Insured	0.46
City of Allen CU TX 3.2 7/22/2024		7/22/2022	245,000.00	99.30	243,294.86	0.17%	NCUA Insured	113
22551KAA0	245,000.00	3.20	245,000.00	5.45	1,482.08	-1,705.14	NCUA Insured	0.31
Connexus CR 5.4 6/15/2028-24		6/15/2023	245,000.00	100.22	245,526.96	0.17%	NCUA Insured	76
20825WBN9	245,000.00	5.40	245,000.00	5.34	579.95	526.96	NCUA Insured	3.76
Cross River Bank 5.5 11/30/2028-24		11/30/2023	245,000.00	100.79	246,931.94	0.17%	FDIC Insured	244
227563EQ2	245,000.00	5.50	245,000.00	5.31	36.92	1,931.94	FDIC Insured	4.13
Dannemora Federal CU 5.45 12/28/2028-24		12/28/2023	245,000.00	100.46	246,127.59	0.17%	NCUA Insured	89
236334AD0	245,000.00	5.45	245,000.00	5.34	109.75	1,127.59	NCUA Insured	4.19



**Town of Addison | TX**  
**Portfolio Holdings by Asset Class**  
**All Portfolios**

Date: 3/31/2024

Description	Face Amount / Shares	Settlement Date	Cost Value	Market Price	Market Value	% Portfolio	Credit Rating	Days To Call/Maturity
CUSIP		YTM @ Cost	Book Value	YTM @ Market	Accrued Interest	Unre. Gain/Loss	Credit Rating	Duration To Maturity
DOC Federal CU 3.5 7/1/2024-22		6/29/2022	245,000.00	99.55	243,888.61	0.17%	NCUA Insured	29
24951TAU9	245,000.00	3.50	245,000.00	5.33	46.99	-1,111.39	NCUA Insured	0.25
GHS Federal CU 5.6 8/17/2028-25		8/17/2023	245,000.00	101.10	247,687.46	0.17%	NCUA Insured	323
36266LAB2	245,000.00	5.60	245,000.00	5.32	526.25	2,687.46	NCUA Insured	3.89
Goldman Sachs Bank 1.05 9/8/2026		9/8/2021	245,000.00	91.52	224,214.63	0.17%	FDIC Insured	891
38149MZJ5	245,000.00	1.05	245,000.00	4.78	162.10	-20,785.37	FDIC Insured	2.41
Noble FCU 5.25 2/15/2029-24		2/15/2024	245,000.00	99.34	243,389.29	0.17%	NCUA Insured	137
65504UAA5	245,000.00	5.25	245,000.00	5.40	563.84	-1,610.71	NCUA Insured	4.3
Pacific Western Bank, CA 5.35 5/17/2028-24		5/17/2023	245,000.00	100.10	245,254.03	0.17%	FDIC Insured	47
69506YZB8	245,000.00	5.35	245,000.00	5.32	4,847.98	254.03	FDIC Insured	3.69
Pentagon Federal CU 1.25 1/31/2025		1/31/2022	245,000.00	96.79	237,139.64	0.17%	NCUA Insured	306
70962LBA9	245,000.00	1.25	245,000.00	5.19	0.00	-7,860.36	NCUA Insured	0.83
Rogue Univesrity CU OR 5.1 1/20/2028-23		1/20/2023	245,000.00	100.03	245,075.09	0.17%	NCUA Insured	20
77535MAM5	245,000.00	5.10	245,000.00	5.09	376.56	75.09	NCUA Insured	3.46
Sallie Mae Bank UT 1.1 8/11/2026		8/12/2021	245,000.00	91.85	225,037.04	0.17%	FDIC Insured	863
795451AK9	245,000.00	1.10	245,000.00	4.78	361.79	-19,962.96	FDIC Insured	2.34
Scient Federal CU 5.6 6/21/2024		9/21/2023	245,000.00	100.02	245,057.86	0.17%	NCUA Insured	82
80865MAD9	245,000.00	5.60	245,000.00	5.50	1,127.67	57.86	NCUA Insured	0.22
State Bank of India NY 1.15 9/28/2026		9/28/2021	245,000.00	91.64	224,523.88	0.17%	FDIC Insured	911
856285XL0	245,000.00	1.15	245,000.00	4.75	23.16	-20,476.12	FDIC Insured	2.46
Synchrony Bank 0.65 9/17/2024		9/17/2021	245,000.00	97.81	239,641.46	0.17%	FDIC Insured	170
87165FA20	245,000.00	0.65	245,000.00	5.50	61.08	-5,358.54	FDIC Insured	0.46
Technology CU CA 5 1/21/2025		1/19/2023	245,000.00	99.87	244,684.87	0.17%	NCUA Insured	296
87868YAG8	245,000.00	5.00	245,000.00	5.16	402.74	-315.13	NCUA Insured	0.79



## Town of Addison | TX Portfolio Holdings by Asset Class All Portfolios

Date: 3/31/2024

Description	Face Amount / Shares	Settlement Date	Cost Value	Market Price	Market Value	% Portfolio	Credit Rating	Days To Call/Maturity
CUSIP		YTM @ Cost	Book Value	YTM @ Market	Accrued Interest	Unre. Gain/Loss	Credit Rating	Duration To Maturity
Truliant Federal CU 5.15 3/23/2026		3/22/2023	245,000.00	100.54	246,323.97	0.17%	NCUA Insured	722
89789AAH0	245,000.00	5.15	245,000.00	4.86	311.12	1,323.97	FDIC Insured	1.88
United Heritage CU TX 5.15 3/21/2025		3/21/2023	245,000.00	100.05	245,131.47	0.17%	NCUA Insured	355
91334AAL7	245,000.00	5.15	245,000.00	5.09	0.00	131.47	NCUA Insured	0.96
Valley Strong CU CA 5.1 7/18/2025-23		1/18/2023	245,000.00	99.99	244,978.17	0.17%	NCUA Insured	18
920133AL9	245,000.00	5.10	245,000.00	5.11	445.03	-21.83	NCUA Insured	1.26
VYStar CU FL 5.2 3/10/2028-25		3/10/2023	245,000.00	100.78	246,902.96	0.17%	NCUA Insured	344
92891CDA7	245,000.00	5.20	245,000.00	4.98	1,047.12	1,902.96	NCUA Insured	3.56
Washington Federal 5.5 11/30/2028-24		11/30/2023	245,000.00	100.79	246,931.94	0.17%	FDIC Insured	244
938828CY4	245,000.00	5.50	245,000.00	5.31	36.92	1,931.94	FDIC Insured	4.13
Worker's CU MA 5.25 5/26/2028-23		5/26/2023	245,000.00	100.06	245,144.56	0.17%	NCUA Insured	26
98138MBY5	245,000.00	5.25	245,000.00	5.23	176.20	144.56	NCUA Insured	3.74
Y-12 FCU 5.25 1/28/2028-24		1/29/2024	245,000.00	100.05	245,117.12	0.17%	NCUA Insured	120
98426AAC1	245,000.00	5.25	245,000.00	5.24	70.48	117.12	NCUA Insured	3.47
			<b>7,105,000.00</b>		<b>7,035,618.40</b>	<b>4.93%</b>		<b>260</b>
<b>Sub Total CD   Negotiable</b>	<b>7,105,000.00</b>	<b>4.31</b>	<b>7,105,000.00</b>	<b>5.21</b>	<b>15,445.76</b>	<b>-69,381.60</b>		<b>2.17</b>
<b>Commercial Paper</b>								
Toyota Credit PR 0 5/17/2024		8/21/2023	958,725.00	99.26	992,587.00	0.69%	Moodys-P1	47
8923A0EH2	1,000,000.00	5.74	992,815.09	5.72	0.00	-228.09	S&P-A1	0.13
Toyota Credit PR 0 7/12/2024		10/16/2023	958,550.00	98.42	984,231.00	0.69%	Moodys-P1	103
8923A0GC1	1,000,000.00	5.77	984,187.59	5.60	0.00	43.41	S&P-A1	0.28
			<b>1,917,275.00</b>		<b>1,976,818.00</b>	<b>1.38%</b>		<b>75</b>
<b>Sub Total Commercial Paper</b>	<b>2,000,000.00</b>	<b>5.75</b>	<b>1,977,002.68</b>	<b>5.66</b>	<b>0.00</b>	<b>-184.68</b>		<b>0.2</b>
<b>LGIP</b>								
LOGIC   Operating LGIP		3/31/2023	38,247,350.43	100.00	38,247,350.43	26.77%	NR	1
LOGIC5010	38,247,350.43	5.49	38,247,350.43	5.49		0.00	NR	0



## Town of Addison | TX Portfolio Holdings by Asset Class All Portfolios

Date: 3/31/2024

Description	Face Amount / Shares	Settlement Date	Cost Value	Market Price	Market Value	% Portfolio	Credit Rating	Days To Call/Maturity
CUSIP		YTM @ Cost	Book Value	YTM @ Market	Accrued Interest	Unre. Gain/Loss	Credit Rating	Duration To Maturity
Texas CLASS LGIP		3/31/2023	3,729,130.28	100.00	3,729,130.28	2.61%	NR	1
TEXASCLASS0001	3,729,130.28	5.46	3,729,130.28	5.46		0.00	NR	0
TexPool   General LGIP		3/31/2023	1,082,365.69	100.00	1,082,365.69	0.76%	NR	1
TEXPOOL0003	1,082,365.69	5.34	1,082,365.69	5.34		0.00	NR	0
TexSTAR   Operating LGIP		3/31/2023	1,079,304.26	100.00	1,079,304.26	0.76%	NR	1
TEXSTAR1110	1,079,304.26	5.32	1,079,304.26	5.32		0.00	NR	0
<b>Sub Total LGIP</b>	<b>44,138,150.66</b>	<b>5.48</b>	<b>44,138,150.66</b>	<b>5.48</b>	<b>44,138,150.66</b>	<b>30.9%</b>	<b>0.00</b>	<b>1</b>
<b>Municipal Bonds</b>								
Barbers Hill ISD TX 4 2/15/2026		4/29/2021	572,565.00	98.55	492,740.00	0.37%	Moody's-Aaa	686
067167YR1	500,000.00	0.90	528,371.59	4.82	2,555.56	-35,631.59	S&P-AAA	1.81
Bi-State Development Agency MA 1.344 10/1/2025		4/20/2021	1,548,424.00	94.68	1,443,900.50	1.07%	Moody's-Aa2	549
088632CT9	1,525,000.00	0.99	1,532,904.16	5.07	10,248.00	-89,003.66	S&P-AA	1.48
City of Cedar Park TX 2.95 8/15/2025		10/23/2020	2,619,033.60	97.24	2,294,911.20	1.7%	NR	502
150461M57	2,360,000.00	0.63	2,433,904.23	5.05	8,895.89	-138,993.03	S&P-AA	1.35
City of Dallas 0 2/15/2028		3/25/2024	170,273.00	82.64	169,403.80	0.12%	Moody's-A1	1416
235218L85	205,000.00	4.83	170,419.53	4.98	0.00	-1,015.73	S&P-AA-	3.88
City of Dallas 1.497 10/1/2027		3/25/2024	224,470.00	90.48	226,202.50	0.16%	S&P-AAA	1279
23542JQR9	250,000.00	4.68	224,589.21	4.47	1,871.25	1,613.29	Fitch-AA	3.39
Connecticut Green Bank CT 0.85 11/15/2024		5/11/2021	275,000.00	97.28	267,525.50	0.19%	NR	229
207580AQ4	275,000.00	0.85	275,000.00	5.35	883.06	-7,474.50	S&P-AA-	0.62
Connecticut Green Bank CT 1.2 11/15/2025		5/11/2021	200,000.00	93.87	187,732.00	0.14%	NR	594
207580AR2	200,000.00	1.20	200,000.00	5.19	906.67	-12,268.00	S&P-AA-	1.6
Connecticut State GO CT 2.098 7/1/2025-24		4/22/2021	247,346.90	96.49	226,749.15	0.17%	Moody's-Aa3	91
20772KJX8	235,000.00	0.82	238,679.86	5.03	1,232.58	-11,930.71	S&P-AA-	1.23



## Town of Addison | TX Portfolio Holdings by Asset Class All Portfolios

Date: 3/31/2024

Description	Face Amount / Shares	Settlement Date	Cost Value	Market Price	Market Value	% Portfolio	Credit Rating	Days To Call/Maturity
CUSIP		YTM @ Cost	Book Value	YTM @ Market	Accrued Interest	Unre. Gain/Loss	Credit Rating	Duration To Maturity
Connecticut State Housing CT 2.097 11/15/2024		5/19/2021	314,586.00	97.98	293,940.00	0.21%	Moody's-Aaa	229
20775C6C3	300,000.00	0.68	302,608.32	5.44	2,376.60	-8,668.32	S&P-AAA	0.62
Dallas ISD TX 4 8/15/2025		4/22/2021	3,134,945.00	98.82	2,717,632.50	2.01%	Moody's-Aaa	502
235308D75	2,750,000.00	0.70	2,872,449.17	4.89	14,055.56	-154,816.67	S&P-AAA	1.34
Dallas Water-Sewer TX 1.007 10/1/2025		4/19/2021	1,366,929.00	94.49	1,275,547.50	0.95%	NR	549
23542JQP3	1,350,000.00	0.72	1,355,708.98	4.86	6,797.25	-80,161.48	S&P-AAA	1.48
Florida SBA 1.705 7/1/2027-27		1/16/2024	908,270.00	90.66	906,610.00	0.64%	Moody's-Aa3	1186
341271AE4-2	1,000,000.00	4.60	913,721.47	4.84	4,262.50	-7,111.47	S&P-AA	3.16
Florida SBA FL 1.705 7/1/2027-27		10/4/2023	871,190.00	90.66	906,610.00	0.62%	Moody's-Aa3	1186
341271AE4	1,000,000.00	5.57	888,069.20	4.84	4,262.50	18,540.80	S&P-AA	3.16
Foothill-De Anza CC CA 0.906 8/1/2025-25		4/21/2021	705,677.00	94.92	664,433.00	0.49%	Moody's-Aaa	457
345102PG6	700,000.00	0.71	701,769.97	4.89	1,057.00	-37,336.97	S&P-AAA	1.33
Frisco Economical Development TX 1.9 2/15/2028		4/20/2023	446,230.00	90.29	451,435.00	0.32%	Moody's-Aa2	1416
358782CW8	500,000.00	4.40	456,788.69	4.67	1,213.89	-5,353.69	S&P-AA	3.73
Garfield Heights SD OH 3.1 12/15/2024-23		7/22/2021	262,500.00	98.41	246,025.00	0.18%	Moody's-Aa2	76
365820HB8	250,000.00	1.58	252,598.71	5.42	2,281.94	-6,573.71	NR	0.7
Hawaii State 5.33 2/1/2026-25		4/23/2021	1,805,790.00	100.29	1,504,275.00	1.13%	Moody's-Aa2	306
419791YT9	1,500,000.00	0.95	1,617,652.00	5.16	13,325.00	-113,377.00	S&P-AA+	1.76
Hernando County W/S FL 0.589 6/1/2024-24		4/29/2021	250,000.00	99.26	248,152.50	0.17%	Moody's-Aa2	61
427908EF1	250,000.00	0.59	250,000.00	5.05	490.83	-1,847.50	NR	0.17
Jackson Energy TN 3.4 4/1/2026-23		9/29/2021	2,014,570.25	97.27	1,872,351.25	1.38%	NR	1
46873TAD5	1,925,000.00	2.31	1,964,772.68	4.85	32,725.00	-92,421.43	S&P-AA	1.92
Jefferson County MO 0.95 3/1/2025		5/6/2021	280,000.00	96.18	269,298.40	0.2%	NR	335
473142QX8	280,000.00	0.95	280,000.00	5.28	221.67	-10,701.60	S&P-A+	0.91



## Town of Addison | TX Portfolio Holdings by Asset Class All Portfolios

Date: 3/31/2024

Description	Face Amount / Shares	Settlement Date	Cost Value	Market Price	Market Value	% Portfolio	Credit Rating	Days To Call/Maturity
CUSIP		YTM @ Cost	Book Value	YTM @ Market	Accrued Interest	Unre. Gain/Loss	Credit Rating	Duration To Maturity
Jefferson County MO 1.2 3/1/2026		5/6/2021	300,000.00	93.20	279,591.00	0.21%	NR	700
473142QY6	300,000.00	1.20	300,000.00	4.96	300.00	-20,409.00	S&P-AA+	1.9
Kansas City MO 1.475 4/1/2026		4/21/2021	1,019,450.00	93.28	932,820.00	0.71%	Moodys-A1	731
485106UX4	1,000,000.00	1.07	1,007,866.20	5.05	7,375.00	-75,046.20	S&P-AA-	1.96
Maine Health & Higher Education 0.711 7/1/2024		5/19/2021	250,000.00	98.77	246,935.00	0.17%	Moodys-A1	62
56042RJ37	250,000.00	0.71	250,000.00	5.67	444.38	-3,065.00	S&P-AA	0.25
Maine Health & Higher Education 1.304 7/1/2026		7/8/2021	202,458.00	92.17	184,338.00	0.14%	Moodys-A1	792
56042RJ52	200,000.00	1.05	201,110.02	5.03	652.00	-16,772.02	S&P-AA	2.22
Maryland State 2.198 3/1/2025-25		5/19/2021	278,939.00	97.18	257,516.40	0.19%	Moodys-Aa1	307
57419TDX6	265,000.00	0.78	268,371.20	5.40	485.39	-10,854.80	NR	0.91
Massachusetts 3.455 7/1/2028		2/16/2024	1,060,292.80	94.94	1,063,305.60	0.74%	S&P-AA	1553
57563RQH5	1,120,000.00	4.82	1,061,937.83	4.78	9,674.00	1,367.77	None	3.95
Massachusetts St Edu 1.921 7/1/2027		1/19/2024	455,020.00	91.39	456,935.00	0.32%	S&P-AA	1187
57563RRU5	500,000.00	4.78	457,592.33	4.82	2,401.25	-657.33	None	3.15
Massachusetts State 5.203 6/1/2025-25		4/22/2021	1,173,160.00	99.42	994,240.00	0.73%	Moodys-Aa1	396
57604TAB2	1,000,000.00	0.90	1,049,177.44	5.71	17,343.33	-54,937.44	S&P-AAA	1.13
Montgomery Cnty 3.78 9/1/2027-27		1/12/2024	965,980.00	96.03	960,250.00	0.68%	Moodys-A3	1248
613603ZG7	1,000,000.00	4.81	968,003.78	5.06	3,150.00	-7,753.78	S&P-A	3.22
Montgomery Cnty 3.78 9/1/2027-27		2/16/2024	960,850.00	96.03	960,250.00	0.67%	Moodys-A3	1248
613603ZG7-2	1,000,000.00	5.00	962,182.25	5.06	3,150.00	-1,932.25	S&P-A	3.22
Mosaic District VA 1.711 3/1/2026-26		4/22/2021	257,205.00	93.48	233,697.50	0.18%	Moodys-A2	672
61945DAZ4	250,000.00	1.10	252,840.55	5.33	356.46	-19,143.05	S&P-AA	1.89
New York City 1.71 11/1/2028-28		2/21/2024	879,500.00	88.34	883,380.00	0.62%	Moodys-Aa1	1675
64971XUT3	1,000,000.00	4.59	882,240.23	4.56	7,125.00	1,139.77	S&P-AAA	4.38



**Town of Addison | TX**  
**Portfolio Holdings by Asset Class**  
**All Portfolios**

Date: 3/31/2024

Description	Face Amount / Shares	Settlement Date	Cost Value	Market Price	Market Value	% Portfolio	Credit Rating	Days To Call/Maturity
CUSIP		YTM @ Cost	Book Value	YTM @ Market	Accrued Interest	Unre. Gain/Loss	Credit Rating	Duration To Maturity
New York City 2.28 5/1/2026-26		12/13/2023	944,930.00	95.03	950,280.00	0.67%	Moodys-Aa1	760
64971WJ76	1,000,000.00	4.75	951,829.57	4.82	9,500.00	-1,549.57	S&P-AAA	2.03
New York City 3.7 5/1/2027-27		3/21/2024	972,730.00	97.28	972,810.00	0.68%	Moodys-Aa1	1125
64971XDY1	1,000,000.00	4.65	972,970.05	4.66	15,416.67	-160.05	S&P-AAA	2.89
New York City 5 11/1/2027-27		3/21/2024	1,012,620.00	101.31	1,013,120.00	0.71%	Moodys-Aa1	1309
64971X3D8	1,000,000.00	4.62	1,012,524.39	4.60	20,833.33	595.61	S&P-AAA	3.26
New York City NY 3.78 2/1/2026-24		4/16/2021	761,936.00	98.07	686,511.00	0.51%	Moodys-Aa1	123
64971WDP2	700,000.00	1.84	723,734.47	4.89	4,410.00	-37,223.47	S&P-AAA	1.78
New York City NY 5.075 11/1/2025-25		4/16/2021	614,411.20	99.80	518,939.20	0.39%	Moodys-Aa1	549
64971M5K4	520,000.00	0.98	552,950.02	5.21	10,995.83	-34,010.82	S&P-AAA	1.51
New York NY   Sinking 5.047 10/1/2024-22		4/16/2021	2,157,877.62	99.81	1,939,086.38	1.38%	Moodys-Aa2	184
64966H4M9	1,942,738.73	1.73	1,974,056.42	5.43	49,025.01	-34,970.04	S&P-AA	0.49
New York State NY 2.406 1/1/2026-25		4/22/2021	423,820.00	95.65	382,600.00	0.29%	Moodys-A1	610
650009S20	400,000.00	1.10	408,894.28	5.03	2,406.00	-26,294.28	S&P-A	1.71
Niagara Falls NY 2.4 7/15/2026		12/13/2023	972,289.35	94.72	980,393.40	0.69%	S&P-AA	836
653438CL3	1,035,000.00	4.92	979,522.64	4.86	5,244.00	870.76	None	2.23
Oklahoma State OK 5.34 7/1/2024-24		3/6/2023	249,475.00	99.92	249,810.00	0.17%	NR	62
679087FD3	250,000.00	5.50	249,900.88	5.57	3,337.50	-90.88	S&P-AA-	0.25
Omaha NE 0.983 4/15/2026		5/21/2021	752,970.00	92.59	694,455.00	0.53%	Moodys-Aa2	745
6817126Z3	750,000.00	0.90	751,235.15	4.84	3,399.54	-56,780.15	S&P-AA+	2.01
Omaha Special OB   Sinking 6.4 2/1/2026-17		6/15/2021	256,903.10	101.30	232,992.30	0.17%	Moodys-Aa3	307
68189TBA3	230,000.00	3.63	240,684.92	5.64	2,453.33	-7,692.62	S&P-AA+	1.74
Oregon State   Sinking 5.892 6/1/2027-24		11/17/2022	1,037,350.00	101.60	1,015,950.00	0.72%	Moodys-Aa1	62
68607LXQ5	1,000,000.00	4.96	1,026,072.83	5.34	19,640.00	-10,122.83	S&P-AA+	2.88



## Town of Addison | TX Portfolio Holdings by Asset Class All Portfolios

Date: 3/31/2024

Description	Face Amount / Shares	Settlement Date	Cost Value	Market Price	Market Value	% Portfolio	Credit Rating	Days To Call/Maturity
CUSIP		YTM @ Cost	Book Value	YTM @ Market	Accrued Interest	Unre. Gain/Loss	Credit Rating	Duration To Maturity
Pennsylvania State   Sinking 4.65 2/15/2026-26		6/9/2021	859,072.00	99.57	771,636.50	0.57%	Moody's-Aa3	655
70914PME9	775,000.00	2.20	808,658.28	4.89	4,604.79	-37,021.78	S&P-A+	1.8
San Antonio TX 5.635 2/1/2026-25		12/21/2023	2,020,460.00	100.62	2,012,300.00	1.41%	Moody's-Aaa	307
79623PQQ1	2,000,000.00	5.12	2,017,786.70	5.27	18,783.33	-5,486.70	S&P-AAA	1.75
San Francisco CA 1.286 8/1/2024		12/15/2021	457,652.65	98.64	448,825.65	0.32%	NR	123
79770GJA5	455,000.00	1.06	455,337.46	5.42	975.22	-6,511.81	S&P-AA	0.33
San Joaquin Hills CA 2.153 1/15/2027-26		1/24/2022	757,177.50	92.85	696,345.00	0.53%	Moody's-A1	989
798111HF0	750,000.00	1.95	754,027.46	4.93	3,408.92	-57,682.46	S&P-AA	2.71
Savannah GA Hosp Auth   Sinking 6 7/1/2027-24		9/21/2023	1,502,805.00	100.73	1,511,010.00	1.05%	Moody's-A2	92
804833EZ0	1,500,000.00	5.94	1,502,414.46	5.75	22,500.00	8,595.54	Fitch-A	2.96
South Dakota Educational 1.495 6/1/2026-26		9/23/2021	1,008,150.00	92.38	923,810.00	0.7%	Moody's-Aaa	761
83754LAX5	1,000,000.00	1.32	1,000,000.00	5.26	4,983.33	-76,190.00	S&P-AA	2.13
South Texas ISD   Sinking 5.25 8/15/2028-24		12/11/2023	580,208.80	100.01	580,075.40	0.41%	Moody's-Aa3	283
84055RBB3	580,000.00	5.24	580,195.24	5.25	3,890.83	-119.84	None	3.94
Sun City Fire District AZ 1.099 7/1/2024		11/8/2021	601,386.00	98.91	593,484.00	0.42%	NR	92
86666PAC2	600,000.00	1.01	600,130.70	5.49	1,648.50	-6,646.70	Fitch-A+	0.25
Sun City Fire District AZ 1.707 7/1/2026-26		11/8/2021	503,700.00	93.16	465,780.00	0.35%	NR	792
86666PAE8	500,000.00	1.54	501,792.15	4.96	2,133.75	-36,012.15	S&P-A+	2.21
Texas Womans University TX 4 7/1/2025		5/12/2021	359,657.55	100.71	317,245.95	0.23%	Moody's-Aaa	457
882874KQ2	315,000.00	0.53	328,485.99	3.41	3,150.00	-11,240.04	NR	1.22
Tredyffrin Easttown SD PA 1.159 2/15/2026		5/6/2021	277,475.00	93.40	256,850.00	0.19%	Moody's-Aaa	686
894673TA0	275,000.00	0.97	275,971.56	4.89	407.26	-19,121.56	NR	1.85
University of Oklahoma OK 3.023 7/1/2025-22		7/1/2021	307,275.00	97.32	291,969.00	0.21%	NR	92
91476PDR6	300,000.00	2.38	302,272.19	5.26	2,267.25	-10,303.19	S&P-A+	1.23





**Town of Addison | TX**  
**Portfolio Holdings by Asset Class**  
**All Portfolios**

Date: 3/31/2024

Description	Face Amount / Shares	Settlement Date	Cost Value	Market Price	Market Value	% Portfolio	Credit Rating	Days To Call/Maturity
CUSIP		YTM @ Cost	Book Value	YTM @ Market	Accrued Interest	Unre. Gain/Loss	Credit Rating	Duration To Maturity
Virginia College VA 4.75 9/1/2024-24		5/6/2021	857,279.85	99.67	752,470.75	0.54%	Moody's-Aa1	123
927781VU5	755,000.00	0.62	767,900.92	5.55	2,988.54	-15,430.17	S&P-AA+	0.42
			<b>46,270,266.17</b>		<b>43,377,482.83</b>	<b>31.42%</b>		<b>593</b>
<b>Sub Total Municipal Bonds</b>	<b>44,872,738.73</b>	<b>2.55</b>	<b>44,860,678.33</b>	<b>5.06</b>	<b>380,522.49</b>	<b>-1,483,195.50</b>		<b>1.98</b>
<b>Treasury Note</b>								
T-Note 2 5/31/2024		4/13/2022	991,312.56	99.46	994,602.00	0.7%	Moody's-Aaa	61
912828XT2	1,000,000.00	2.42	999,330.02	5.23	6,666.67	-4,728.02	S&P-AA+	0.17
			<b>991,312.56</b>		<b>994,602.00</b>	<b>0.7%</b>		<b>61</b>
<b>Sub Total Treasury Note</b>	<b>1,000,000.00</b>	<b>2.42</b>	<b>999,330.02</b>	<b>5.23</b>	<b>6,666.67</b>	<b>-4,728.02</b>		<b>0.17</b>
			<b>144,199,704.39</b>		<b>139,980,980.64</b>	<b>100.00%</b>		<b>272</b>
<b>TOTAL PORTFOLIO</b>	<b>142,895,889.39</b>	<b>3.69</b>	<b>142,858,791.12</b>	<b>5.22</b>	<b>683,800.03</b>	<b>-2,877,810.48</b>		<b>1.37</b>



## Town of Addison | TX Transaction Summary by Action All Portfolios

Begin Date: 12/31/2023, End Date: 3/31/2024

Action	Settlement Date	CUSIP	Face Amount / Shares	Description	Purchase Price	Principal	Interest / Dividends	YTM @ Cost	Total
<b>Buy Transactions</b>									
Buy	1/4/2024	3133EPP90	1,500,000.00	FFCB 5.5 6/21/2028-24	99.93	1,498,875.00	2,979.17	5.52	1,501,854.17
Buy	1/4/2024	3130AYBT2	1,780,000.00	FHLB 5.4 1/2/2029-24	100.00	1,780,000.00	534.00	5.40	1,780,534.00
Buy	1/9/2024	3133EPU29	1,000,000.00	FFCB 5.44 1/9/2029-24	100.00	1,000,000.00	0.00	5.44	1,000,000.00
Buy	1/12/2024	613603ZG7	1,000,000.00	Montgomery Cnty 3.78 9/1/2027-27	96.60	965,980.00	13,755.00	4.81	979,735.00
Buy	1/16/2024	341271AE4-2	1,000,000.00	Florida SBA 1.705 7/1/2027-27	90.83	908,270.00	710.42	4.60	908,980.42
Buy	1/19/2024	57563RRU5	500,000.00	Massachusetts St Edu 1.921 7/1/2027	91.00	455,020.00	480.25	4.78	455,500.25
Buy	1/22/2024	07181JBD5	245,000.00	Baxter CU 5.15 1/24/2028-25	100.00	245,000.00	0.00	5.15	245,000.00
Buy	1/23/2024	3130AYLW4	1,500,000.00	FHLB 5.5 1/23/2029-24	100.00	1,500,000.00	0.00	5.50	1,500,000.00
Buy	1/29/2024	98426AAC1	245,000.00	Y-12 FCU 5.25 1/28/2028-24	100.00	245,000.00	0.00	5.25	245,000.00
Buy	2/15/2024	65504UAA5	245,000.00	Noble FCU 5.25 2/15/2029-24	100.00	245,000.00	0.00	5.25	245,000.00
Buy	2/16/2024	3134H1TE3	1,000,000.00	FHLMC Step 2/16/2029-24	100.00	1,000,000.00	0.00	4.71	1,000,000.00
Buy	2/16/2024	57563RQH5	1,120,000.00	Massachusetts 3.455 7/1/2028	94.67	1,060,292.80	4,837.00	4.82	1,065,129.80
Buy	2/16/2024	613603ZG7-2	1,000,000.00	Montgomery Cnty 3.78 9/1/2027-27	96.09	960,850.00	17,325.00	5.00	978,175.00
Buy	2/21/2024	64971XUT3	1,000,000.00	New York City 1.71 11/1/2028-28	87.95	879,500.00	5,225.00	4.59	884,725.00
Buy	3/21/2024	64971XDY1	1,000,000.00	New York City 3.7 5/1/2027-27	97.27	972,730.00	14,388.89	4.65	987,118.89
Buy	3/21/2024	64971X3D8	1,000,000.00	New York City 5 11/1/2027-27	101.26	1,012,620.00	19,444.44	4.62	1,032,064.44
Buy	3/25/2024	235218L85	205,000.00	City of Dallas 0 2/15/2028	83.06	170,273.00	0.00	4.83	170,273.00
Buy	3/25/2024	23542JQR9	250,000.00	City of Dallas 1.497 10/1/2027	89.79	224,470.00	1,808.87	4.68	226,278.87
<b>Subtotal</b>			<b>15,590,000.00</b>			<b>15,123,880.80</b>	<b>81,488.04</b>		<b>15,205,368.84</b>
Deposit	1/31/2024	LOGIC5010	142,086.80	LOGIC   Operating LGIP	100.00	142,086.80	0.00	0.00	142,086.80
Deposit	1/31/2024	LOGIC5010	20,401,177.00	LOGIC   Operating LGIP	100.00	20,401,177.00	0.00	0.00	20,401,177.00
Deposit	1/31/2024	TEXSTAR1110	4,812.05	TexSTAR   Operating LGIP	100.00	4,812.05	0.00	0.00	4,812.05
Deposit	1/31/2024	TEXASCLASS0001	17,298.61	Texas CLASS LGIP	100.00	17,298.61	0.00	0.00	17,298.61
Deposit	1/31/2024	TEXPOOL0003	4,849.19	TexPool   General LGIP	100.00	4,849.19	0.00	0.00	4,849.19
Deposit	2/29/2024	LOGIC5010	188,649.44	LOGIC   Operating LGIP	100.00	188,649.44	0.00	0.00	188,649.44
Deposit	2/29/2024	LOGIC5010	9,174,797.37	LOGIC   Operating LGIP	100.00	9,174,797.37	0.00	0.00	9,174,797.37
Deposit	2/29/2024	TEXSTAR1110	4,508.51	TexSTAR   Operating LGIP	100.00	4,508.51	0.00	0.00	4,508.51



## Town of Addison | TX Transaction Summary by Action All Portfolios

Begin Date: 12/31/2023, End Date: 3/31/2024

Action	Settlement Date	CUSIP	Face Amount / Shares	Description	Purchase Price	Principal	Interest / Dividends	YTM @ Cost	Total
Deposit	2/29/2024	TEXASCLASS0001	16,092.99	Texas CLASS LGIP	100.00	16,092.99	0.00	0.00	16,092.99
Deposit	2/29/2024	TEXPOOL0003	4,539.55	TexPool   General LGIP	100.00	4,539.55	0.00	0.00	4,539.55
Deposit	3/31/2024	LOGIC5010	182,600.13	LOGIC   Operating LGIP	100.00	182,600.13	0.00	0.00	182,600.13
Deposit	3/31/2024	LOGIC5010	2,310,711.77	LOGIC   Operating LGIP	100.00	2,310,711.77	0.00	0.00	2,310,711.77
Deposit	3/31/2024	TEXSTAR1110	4,835.34	TexSTAR   Operating LGIP	100.00	4,835.34	0.00	0.00	4,835.34
Deposit	3/31/2024	TEXASCLASS0001	17,219.41	Texas CLASS LGIP	100.00	17,219.41	0.00	0.00	17,219.41
Deposit	3/31/2024	TEXPOOL0003	4,864.93	TexPool   General LGIP	100.00	4,864.93	0.00	0.00	4,864.93
<b>Subtotal</b>			<b>32,479,043.09</b>			<b>32,479,043.09</b>	<b>0.00</b>		<b>32,479,043.09</b>
<b>Total Buy Transactions</b>			<b>48,069,043.09</b>			<b>47,602,923.89</b>	<b>81,488.04</b>		<b>47,684,411.93</b>
<b>Sell Transactions</b>									
Called	1/10/2024	3133EPLV5	1,000,000.00	FFCB 5.85 6/6/2028-23	0.00	1,000,000.00	5,525.00	0.00	1,005,525.00
Called	1/24/2024	3134H1EB5	1,000,000.00	FHLMC 6.25 10/24/2028-24	0.00	1,000,000.00	15,625.00	0.00	1,015,625.00
Called	1/27/2024	3130AWEJ5	1,000,000.00	FHLB 5.75 6/27/2025-23	0.00	1,000,000.00	4,791.67	0.00	1,004,791.67
Called	2/1/2024	68189TBA3	195,000.00	Omaha Special OB   Sinking 6.4 2/1/2026-17	0.00	195,000.00	0.00	0.00	195,000.00
Called	2/15/2024	3130AVZ62	2,140,000.00	FHLB 5.5 5/15/2025-23	0.00	2,140,000.00	29,425.00	0.00	2,169,425.00
Called	2/15/2024	70914PME9	360,000.00	Pennsylvania State   Sinking 4.65 2/15/2026-26	0.00	360,000.00	0.00	0.00	360,000.00
Called	2/28/2024	3130AWTX8	1,500,000.00	FHLB 6.1 8/28/2028-23	0.00	1,500,000.00	0.00	0.00	1,500,000.00
Called	3/30/2024	3130AT6R3	1,000,000.00	FHLB Step 9/30/2027-22	0.00	1,000,000.00	0.00	0.00	1,000,000.00
<b>Subtotal</b>			<b>8,195,000.00</b>			<b>8,195,000.00</b>	<b>55,366.67</b>		<b>8,250,366.67</b>
Matured	1/1/2024	60636UJQ3	1,000,000.00	Missouri State 0.704 1/1/2024-23	0.00	1,000,000.00	0.00	0.00	1,000,000.00
Matured	1/16/2024	53052LAG4	245,000.00	Liberty Federal CU IA 4.9 1/16/2024	0.00	245,000.00	0.00	0.00	245,000.00
Matured	1/18/2024	17783PAH4	245,000.00	City Federal CU TX 4.9 1/18/2024	0.00	245,000.00	0.00	0.00	245,000.00
Matured	1/18/2024	30960QAM9	245,000.00	Farmers Insurance Group 5 1/18/2024	0.00	245,000.00	0.00	0.00	245,000.00
Matured	1/19/2024	3130AQFK4	1,000,000.00	FHLB 0.76 1/19/2024	0.00	1,000,000.00	0.00	0.00	1,000,000.00
Matured	1/25/2024	90307LAB0	245,000.00	Uncle CU CA 5 1/25/2024	0.00	245,000.00	0.00	0.00	245,000.00
Matured	1/26/2024	052392CR6	245,000.00	Austin Telco CU TX 5 1/26/2024	0.00	245,000.00	0.00	0.00	245,000.00
Matured	1/26/2024	84611JAB9	245,000.00	Space Age Federal CU CO 5.05 1/26/2024	0.00	245,000.00	0.00	0.00	245,000.00



## Town of Addison | TX Transaction Summary by Action All Portfolios

Begin Date: 12/31/2023, End Date: 3/31/2024

Action	Settlement Date	CUSIP	Face Amount / Shares	Description	Purchase Price	Principal	Interest / Dividends	YTM @ Cost	Total
Matured	2/1/2024	882669BS2	1,000,000.00	Texas Public Finance TX 0.503 2/1/2024	0.00	1,000,000.00	0.00	0.00	1,000,000.00
Matured	3/1/2024	473142QW0	200,000.00	Jefferson County MO 0.65 3/1/2024	0.00	200,000.00	0.00	0.00	200,000.00
Matured	3/15/2024	20772GE61	1,205,000.00	Connecticut State GO CT 5.73 3/15/2024-24	0.00	1,205,000.00	0.00	0.00	1,205,000.00
<b>Subtotal</b>			<b>5,875,000.00</b>			<b>5,875,000.00</b>	<b>0.00</b>		<b>5,875,000.00</b>
Withdraw	1/31/2024	LOGIC5010	4,700,000.00	LOGIC   Operating LGIP	0.00	4,700,000.00	0.00	0.00	4,700,000.00
Withdraw	2/29/2024	LOGIC5010	14,217,966.09	LOGIC   Operating LGIP	0.00	14,217,966.09	0.00	0.00	14,217,966.09
Withdraw	3/31/2024	LOGIC5010	3,300,000.00	LOGIC   Operating LGIP	0.00	3,300,000.00	0.00	0.00	3,300,000.00
<b>Subtotal</b>			<b>22,217,966.09</b>			<b>22,217,966.09</b>	<b>0.00</b>		<b>22,217,966.09</b>
<b>Total Sell Transactions</b>			<b>36,287,966.09</b>			<b>36,287,966.09</b>	<b>55,366.67</b>		<b>36,343,332.76</b>
<b>Interest/Dividends</b>									
Interest	1/1/2024	341271AE4	0.00	Florida SBA FL 1.705 7/1/2027-27		0.00	8,525.00	0.00	8,525.00
Interest	1/1/2024	052392CR6	0.00	Austin Telco CU TX 5 1/26/2024		0.00	1,040.41	0.00	1,040.41
Interest	1/1/2024	92891CDA7	0.00	VYStar CU FL 5.2 3/10/2028-25		0.00	1,082.03	0.00	1,082.03
Interest	1/1/2024	80865MAD9	0.00	Scient Federal CU 5.6 6/21/2024		0.00	1,165.26	0.00	1,165.26
Interest	1/1/2024	60636UJQ3	0.00	Missouri State 0.704 1/1/2024-23		0.00	3,520.00	0.00	3,520.00
Interest	1/1/2024	56042RJ52	0.00	Maine Health & Higher Education 1.304 7/1/2026		0.00	1,304.00	0.00	1,304.00
Interest	1/1/2024	91476PDR6	0.00	University of Oklahoma OK 3.023 7/1/2025-22		0.00	4,534.50	0.00	4,534.50
Interest	1/1/2024	00832KBU2	0.00	Affinity Federal CU 5.8 11/15/2024		0.00	1,206.88	0.00	1,206.88
Interest	1/1/2024	804833EZ0	0.00	Savannah GA Hosp Auth   Sinking 6 7/1/2027-24		0.00	45,000.00	0.00	45,000.00
Interest	1/1/2024	86666PAE8	0.00	Sun City Fire District AZ 1.707 7/1/2026-26		0.00	4,267.50	0.00	4,267.50
Interest	1/1/2024	650009S20	0.00	New York State NY 2.406 1/1/2026-25		0.00	4,812.00	0.00	4,812.00
Interest	1/1/2024	882874KQ2	0.00	Texas Womans University TX 4 7/1/2025		0.00	6,300.00	0.00	6,300.00
Interest	1/1/2024	679087FD3	0.00	Oklahoma State OK 5.34 7/1/2024-24		0.00	6,675.00	0.00	6,675.00
Interest	1/1/2024	56042RJ37	0.00	Maine Health & Higher Education 0.711 7/1/2024		0.00	888.75	0.00	888.75
Interest	1/1/2024	20772KJX8	0.00	Connecticut State GO CT 2.098 7/1/2025-24		0.00	2,465.15	0.00	2,465.15
Interest	1/1/2024	86666PAC2	0.00	Sun City Fire District AZ 1.099 7/1/2024		0.00	3,297.00	0.00	3,297.00



## Town of Addison | TX Transaction Summary by Action All Portfolios

Begin Date: 12/31/2023, End Date: 3/31/2024

Action	Settlement Date	CUSIP	Face Amount / Shares	Description	Purchase Price	Principal	Interest / Dividends	YTM @ Cost	Total
Interest	1/4/2024	53052LAG4	0.00	Liberty Federal CU IA 4.9 1/16/2024		0.00	1,019.60	0.00	1,019.60
Interest	1/15/2024	20825WBN9	0.00	Connexus CR 5.4 6/15/2028-24		0.00	1,123.64	0.00	1,123.64
Interest	1/15/2024	798111HF0	0.00	San Joaquin Hills CA 2.153 1/15/2027-26		0.00	8,073.75	0.00	8,073.75
Interest	1/15/2024	653438CL3	0.00	Niagara Falls NY 2.4 7/15/2026		0.00	12,420.00	0.00	12,420.00
Interest	1/16/2024	53052LAG4	0.00	Liberty Federal CU IA 4.9 1/16/2024		0.00	493.36	0.00	493.36
Interest	1/17/2024	36266LAB2	0.00	GHS Federal CU 5.6 8/17/2028-25		0.00	1,165.26	0.00	1,165.26
Interest	1/18/2024	17783PAH4	0.00	City Federal CU TX 4.9 1/18/2024		0.00	1,019.60	0.00	1,019.60
Interest	1/18/2024	920133AL9	0.00	Valley Strong CU CA 5.1 7/18/2025-23		0.00	1,061.22	0.00	1,061.22
Interest	1/18/2024	30960QAM9	0.00	Farmers Insurance Group 5 1/18/2024		0.00	1,040.41	0.00	1,040.41
Interest	1/19/2024	87868YAG8	0.00	Technology CU CA 5 1/21/2025		0.00	1,040.41	0.00	1,040.41
Interest	1/19/2024	3130AQJ87	0.00	FHLB 1.6 1/19/2027-22		0.00	8,000.00	0.00	8,000.00
Interest	1/19/2024	3130AQFK4	0.00	FHLB 0.76 1/19/2024		0.00	3,800.00	0.00	3,800.00
Interest	1/20/2024	04288LAA6	0.00	Arsenal CU MO 5.1 1/21/2025-24		0.00	1,061.22	0.00	1,061.22
Interest	1/20/2024	3130AN5K2	0.00	FFCB Step 7/20/2026		0.00	11,250.00	0.00	11,250.00
Interest	1/20/2024	77535MAM5	0.00	Rogue University CU OR 5.1 1/20/2028-23		0.00	1,061.22	0.00	1,061.22
Interest	1/21/2024	09644EAR3	0.00	Blupeak CU 5.75 11/20/2024		0.00	1,196.47	0.00	1,196.47
Interest	1/22/2024	89789AAH0	0.00	Truiliant Federal CU 5.15 3/23/2026		0.00	1,071.62	0.00	1,071.62
Interest	1/22/2024	22551KAA0	0.00	City of Allen CU TX 3.2 7/22/2024		0.00	3,952.22	0.00	3,952.22
Interest	1/22/2024	3136G4A45	0.00	FNMA 0.71 7/22/2025-21		0.00	5,325.00	0.00	5,325.00
Interest	1/22/2024	15643VAC6	0.00	Centris Federal CU 5.75 9/20/2024		0.00	1,196.47	0.00	1,196.47
Interest	1/25/2024	3130ASKS7	0.00	FHLB 3.75 7/25/2024-22		0.00	18,750.00	0.00	18,750.00
Interest	1/25/2024	90307LAB0	0.00	Uncle CU CA 5 1/25/2024		0.00	1,040.41	0.00	1,040.41
Interest	1/26/2024	052392CR6	0.00	Austin Telco CU TX 5 1/26/2024		0.00	839.04	0.00	839.04
Interest	1/26/2024	98138MBY5	0.00	Worker's CU MA 5.25 5/26/2028-23		0.00	1,092.43	0.00	1,092.43
Interest	1/26/2024	84611JAB9	0.00	Space Age Federal CU CO 5.05 1/26/2024		0.00	1,016.92	0.00	1,016.92
Interest	1/28/2024	236334AD0	0.00	Dannemora Federal CU 5.45 12/28/2028-24		0.00	1,134.05	0.00	1,134.05
Interest	1/29/2024	3130AND72	0.00	FHLB 0.43 4/29/2024-21		0.00	2,150.00	0.00	2,150.00
Interest	1/29/2024	24951TAU9	0.00	DOC Federal CU 3.5 7/1/2024-22		0.00	728.29	0.00	728.29



## Town of Addison | TX Transaction Summary by Action All Portfolios

Begin Date: 12/31/2023, End Date: 3/31/2024

Action	Settlement Date	CUSIP	Face Amount / Shares	Description	Purchase Price	Principal	Interest / Dividends	YTM @ Cost	Total
Interest	1/30/2024	227563EQ2	0.00	Cross River Bank 5.5 11/30/2028-24		0.00	1,144.45	0.00	1,144.45
Interest	1/30/2024	938828CY4	0.00	Washington Federal 5.5 11/30/2028-24		0.00	1,144.45	0.00	1,144.45
Interest	1/31/2024	LOGIC5010	0.00	LOGIC   Operating LGIP		0.00	142,086.80	0.00	142,086.80
Interest	1/31/2024	TEXSTAR1110	0.00	TexSTAR   Operating LGIP		0.00	4,812.05	0.00	4,812.05
Interest	1/31/2024	91334AAL7	0.00	United Heritage CU TX 5.15 3/21/2025		0.00	1,071.62	0.00	1,071.62
Interest	1/31/2024	TEXASCLASS0001	0.00	Texas CLASS LGIP		0.00	17,298.61	0.00	17,298.61
Interest	1/31/2024	70962LBA9	0.00	Pentagon Federal CU 1.25 1/31/2025		0.00	260.10	0.00	260.10
Interest	1/31/2024	TEXPOOL0003	0.00	TexPool   General LGIP		0.00	4,849.19	0.00	4,849.19
Interest	2/1/2024	64971WDP2	0.00	New York City NY 3.78 2/1/2026-24		0.00	13,230.00	0.00	13,230.00
Interest	2/1/2024	79770GJA5	0.00	San Francisco CA 1.286 8/1/2024		0.00	2,925.65	0.00	2,925.65
Interest	2/1/2024	92891CDA7	0.00	VYStar CU FL 5.2 3/10/2028-25		0.00	1,082.03	0.00	1,082.03
Interest	2/1/2024	80865MAD9	0.00	Scient Federal CU 5.6 6/21/2024		0.00	1,165.26	0.00	1,165.26
Interest	2/1/2024	68189TBA3	0.00	Omaha Special OB   Sinking 6.4 2/1/2026-17		0.00	13,600.00	0.00	13,600.00
Interest	2/1/2024	882669BS2	0.00	Texas Public Finance TX 0.503 2/1/2024		0.00	2,515.00	0.00	2,515.00
Interest	2/1/2024	00832KBU2	0.00	Affinity Federal CU 5.8 11/15/2024		0.00	1,206.88	0.00	1,206.88
Interest	2/1/2024	419791YT9	0.00	Hawaii State 5.33 2/1/2026-25		0.00	39,975.00	0.00	39,975.00
Interest	2/1/2024	79623PQQ1	0.00	San Antonio TX 5.635 2/1/2026-25		0.00	47,271.39	0.00	47,271.39
Interest	2/1/2024	345102PG6	0.00	Foothill-De Anza CC CA 0.906 8/1/2025-25		0.00	3,171.00	0.00	3,171.00
Interest	2/10/2024	3133EMZ70	0.00	FFCB 0.48 2/10/2025-21		0.00	2,400.00	0.00	2,400.00
Interest	2/11/2024	795451AK9	0.00	Sallie Mae Bank UT 1.1 8/11/2026		0.00	1,358.58	0.00	1,358.58
Interest	2/15/2024	235308D75	0.00	Dallas ISD TX 4 8/15/2025		0.00	55,000.00	0.00	55,000.00
Interest	2/15/2024	20825WBN9	0.00	Connexus CR 5.4 6/15/2028-24		0.00	1,123.64	0.00	1,123.64
Interest	2/15/2024	067167YR1	0.00	Barbers Hill ISD TX 4 2/15/2026		0.00	10,000.00	0.00	10,000.00
Interest	2/15/2024	358782CW8	0.00	Frisco Economical Development TX 1.9 2/15/2028		0.00	4,750.00	0.00	4,750.00
Interest	2/15/2024	84055RBB3	0.00	South Texas ISD   Sinking 5.25 8/15/2028-24		0.00	15,225.00	0.00	15,225.00
Interest	2/15/2024	150461M57	0.00	City of Cedar Park TX 2.95 8/15/2025		0.00	34,810.00	0.00	34,810.00
Interest	2/15/2024	894673TA0	0.00	Tredyffrin Easttown SD PA 1.159 2/15/2026		0.00	1,593.63	0.00	1,593.63



## Town of Addison | TX Transaction Summary by Action All Portfolios

Begin Date: 12/31/2023, End Date: 3/31/2024

Action	Settlement Date	CUSIP	Face Amount / Shares	Description	Purchase Price	Principal	Interest / Dividends	YTM @ Cost	Total
Interest	2/15/2024	70914PME9	0.00	Pennsylvania State   Sinking 4.65 2/15/2026-26		0.00	26,388.75	0.00	26,388.75
Interest	2/17/2024	36266LAB2	0.00	GHS Federal CU 5.6 8/17/2028-25		0.00	1,165.26	0.00	1,165.26
Interest	2/18/2024	920133AL9	0.00	Valley Strong CU CA 5.1 7/18/2025-23		0.00	1,061.22	0.00	1,061.22
Interest	2/18/2024	3130AQPR8	0.00	FHLB Step 2/18/2027-22		0.00	6,500.00	0.00	6,500.00
Interest	2/19/2024	87868YAG8	0.00	Technology CU CA 5 1/21/2025		0.00	1,040.41	0.00	1,040.41
Interest	2/20/2024	04288LAA6	0.00	Arsenal CU MO 5.1 1/21/2025-24		0.00	1,061.22	0.00	1,061.22
Interest	2/20/2024	77535MAM5	0.00	Rogue Univesrity CU OR 5.1 1/20/2028-23		0.00	1,061.22	0.00	1,061.22
Interest	2/21/2024	3136G4N74	0.00	FNMA 0.56 8/21/2025-23		0.00	4,200.00	0.00	4,200.00
Interest	2/21/2024	09644EAR3	0.00	Blupeak CU 5.75 11/20/2024		0.00	1,196.47	0.00	1,196.47
Interest	2/22/2024	07181JBD5	0.00	Baxter CU 5.15 1/24/2028-25		0.00	1,071.62	0.00	1,071.62
Interest	2/22/2024	89789AAH0	0.00	Truliant Federal CU 5.15 3/23/2026		0.00	1,071.62	0.00	1,071.62
Interest	2/22/2024	15643VAC6	0.00	Centris Federal CU 5.75 9/20/2024		0.00	1,196.47	0.00	1,196.47
Interest	2/26/2024	98138MBY5	0.00	Worker's CU MA 5.25 5/26/2028-23		0.00	1,092.43	0.00	1,092.43
Interest	2/27/2024	3134GYJB9	0.00	FHLMC 5.3 2/27/2026-23		0.00	26,500.00	0.00	26,500.00
Interest	2/27/2024	3136G4V59	0.00	FNMA 0.625 8/27/2025-21		0.00	4,687.50	0.00	4,687.50
Interest	2/28/2024	3130AWTX8	0.00	FHLB 6.1 8/28/2028-23		0.00	45,750.00	0.00	45,750.00
Interest	2/28/2024	236334AD0	0.00	Dannemora Federal CU 5.45 12/28/2028- 24		0.00	1,134.05	0.00	1,134.05
Interest	2/29/2024	LOGIC5010	0.00	LOGIC   Operating LGIP		0.00	188,649.44	0.00	188,649.44
Interest	2/29/2024	227563EQ2	0.00	Cross River Bank 5.5 11/30/2028-24		0.00	1,107.53	0.00	1,107.53
Interest	2/29/2024	TEXSTAR1110	0.00	TexSTAR   Operating LGIP		0.00	4,508.51	0.00	4,508.51
Interest	2/29/2024	91334AAL7	0.00	United Heritage CU TX 5.15 3/21/2025		0.00	1,002.49	0.00	1,002.49
Interest	2/29/2024	98426AAC1	0.00	Y-12 FCU 5.25 1/28/2028-24		0.00	1,092.43	0.00	1,092.43
Interest	2/29/2024	938828CY4	0.00	Washington Federal 5.5 11/30/2028-24		0.00	1,107.53	0.00	1,107.53
Interest	2/29/2024	TEXASCLASS000 1	0.00	Texas CLASS LGIP		0.00	16,092.99	0.00	16,092.99
Interest	2/29/2024	70962LBA9	0.00	Pentagon Federal CU 1.25 1/31/2025		0.00	243.32	0.00	243.32
Interest	2/29/2024	TEXPOOL0003	0.00	TexPool   General LGIP		0.00	4,539.55	0.00	4,539.55
Interest	2/29/2024	24951TAU9	0.00	DOC Federal CU 3.5 7/1/2024-22		0.00	728.29	0.00	728.29



## Town of Addison | TX Transaction Summary by Action All Portfolios

Begin Date: 12/31/2023, End Date: 3/31/2024

Action	Settlement Date	CUSIP	Face Amount / Shares	Description	Purchase Price	Principal	Interest / Dividends	YTM @ Cost	Total
Interest	3/1/2024	57419TDX6	0.00	Maryland State 2.198 3/1/2025-25		0.00	2,912.35	0.00	2,912.35
Interest	3/1/2024	61945DAZ4	0.00	Mosaic District VA 1.711 3/1/2026-26		0.00	2,138.75	0.00	2,138.75
Interest	3/1/2024	473142QW0	0.00	Jefferson County MO 0.65 3/1/2024		0.00	650.00	0.00	650.00
Interest	3/1/2024	92891CDA7	0.00	VYStar CU FL 5.2 3/10/2028-25		0.00	1,012.22	0.00	1,012.22
Interest	3/1/2024	80865MAD9	0.00	Scient Federal CU 5.6 6/21/2024		0.00	1,090.08	0.00	1,090.08
Interest	3/1/2024	473142QY6	0.00	Jefferson County MO 1.2 3/1/2026		0.00	1,800.00	0.00	1,800.00
Interest	3/1/2024	473142QX8	0.00	Jefferson County MO 0.95 3/1/2025		0.00	1,330.00	0.00	1,330.00
Interest	3/1/2024	00832KBU2	0.00	Affinity Federal CU 5.8 11/15/2024		0.00	1,129.01	0.00	1,129.01
Interest	3/1/2024	613603ZG7	0.00	Montgomery Cnty 3.78 9/1/2027-27		0.00	18,900.00	0.00	18,900.00
Interest	3/1/2024	927781VU5	0.00	Virginia College VA 4.75 9/1/2024-24		0.00	17,931.25	0.00	17,931.25
Interest	3/1/2024	613603ZG7-2	0.00	Montgomery Cnty 3.78 9/1/2027-27		0.00	18,900.00	0.00	18,900.00
Interest	3/8/2024	38149MZJ5	0.00	Goldman Sachs Bank 1.05 9/8/2026		0.00	1,282.73	0.00	1,282.73
Interest	3/13/2024	3134GYK76	0.00	FHLMC 5.625 3/13/2026-23		0.00	56,250.00	0.00	56,250.00
Interest	3/15/2024	20825WBN9	0.00	Connexus CR 5.4 6/15/2028-24		0.00	1,051.15	0.00	1,051.15
Interest	3/15/2024	20772GE61	0.00	Connecticut State GO CT 5.73 3/15/2024-24		0.00	34,523.25	0.00	34,523.25
Interest	3/15/2024	65504UAA5	0.00	Noble FCU 5.25 2/15/2029-24		0.00	1,021.95	0.00	1,021.95
Interest	3/17/2024	36266LAB2	0.00	GHS Federal CU 5.6 8/17/2028-25		0.00	1,090.08	0.00	1,090.08
Interest	3/17/2024	05580AD68	0.00	BMW Bank UT 0.65 9/17/2024		0.00	794.07	0.00	794.07
Interest	3/17/2024	87165FA20	0.00	Synchrony Bank 0.65 9/17/2024		0.00	794.07	0.00	794.07
Interest	3/18/2024	920133AL9	0.00	Valley Strong CU CA 5.1 7/18/2025-23		0.00	992.75	0.00	992.75
Interest	3/19/2024	87868YAG8	0.00	Technology CU CA 5 1/21/2025		0.00	973.29	0.00	973.29
Interest	3/20/2024	31424WDR0	0.00	FAMC 5.6 9/20/2028-24		0.00	14,000.00	0.00	14,000.00
Interest	3/20/2024	04288LAA6	0.00	Arsenal CU MO 5.1 1/21/2025-24		0.00	992.75	0.00	992.75
Interest	3/20/2024	77535MAM5	0.00	Rogue University CU OR 5.1 1/20/2028-23		0.00	992.75	0.00	992.75
Interest	3/21/2024	09644EAR3	0.00	Bluepeak CU 5.75 11/20/2024		0.00	1,119.28	0.00	1,119.28
Interest	3/22/2024	07181JBD5	0.00	Baxter CU 5.15 1/24/2028-25		0.00	1,002.49	0.00	1,002.49
Interest	3/22/2024	89789AAH0	0.00	Truiliant Federal CU 5.15 3/23/2026		0.00	1,002.49	0.00	1,002.49
Interest	3/22/2024	15643VAC6	0.00	Centris Federal CU 5.75 9/20/2024		0.00	1,119.28	0.00	1,119.28





## Town of Addison | TX Transaction Summary by Action All Portfolios

Begin Date: 12/31/2023, End Date: 3/31/2024

Action	Settlement Date	CUSIP	Face Amount / Shares	Description	Purchase Price	Principal	Interest / Dividends	YTM @ Cost	Total
Interest	3/24/2024	3134GWUG9	0.00	FHLMC 0.57 9/24/2025-21		0.00	5,700.00	0.00	5,700.00
Interest	3/26/2024	98138MBY5	0.00	Worker's CU MA 5.25 5/26/2028-23		0.00	1,021.95	0.00	1,021.95
Interest	3/28/2024	236334AD0	0.00	Dannemora Federal CU 5.45 12/28/2028-24		0.00	1,060.88	0.00	1,060.88
Interest	3/28/2024	856285XL0	0.00	State Bank of India NY 1.15 9/28/2026		0.00	1,404.89	0.00	1,404.89
Interest	3/29/2024	98426AAC1	0.00	Y-12 FCU 5.25 1/28/2028-24		0.00	1,021.95	0.00	1,021.95
Interest	3/29/2024	3130ARCD1	0.00	FHLB Step 3/29/2027-22		0.00	12,500.00	0.00	12,500.00
Interest	3/29/2024	24951TAU9	0.00	DOC Federal CU 3.5 7/1/2024-22		0.00	681.30	0.00	681.30
Interest	3/30/2024	227563EQ2	0.00	Cross River Bank 5.5 11/30/2028-24		0.00	1,107.53	0.00	1,107.53
Interest	3/30/2024	938828CY4	0.00	Washington Federal 5.5 11/30/2028-24		0.00	1,107.53	0.00	1,107.53
Interest	3/30/2024	3130AP6D2	0.00	FHLB 1 9/30/2026-22		0.00	5,000.00	0.00	5,000.00
Interest	3/30/2024	3130AP2G9	0.00	FHLB 0.75 12/30/2025-22		0.00	3,750.00	0.00	3,750.00
Interest	3/30/2024	3130AT6R3	0.00	FHLB Step 9/30/2027-22		0.00	25,000.00	0.00	25,000.00
Interest	3/31/2024	LOGIC5010	0.00	LOGIC   Operating LGIP		0.00	182,600.13	0.00	182,600.13
Interest	3/31/2024	TEXSTAR1110	0.00	TexSTAR   Operating LGIP		0.00	4,835.34	0.00	4,835.34
Interest	3/31/2024	91334AAL7	0.00	United Heritage CU TX 5.15 3/21/2025		0.00	1,071.62	0.00	1,071.62
Interest	3/31/2024	TEXASCLASS0001	0.00	Texas CLASS LGIP		0.00	17,219.41	0.00	17,219.41
Interest	3/31/2024	70962LBA9	0.00	Pentagon Federal CU 1.25 1/31/2025		0.00	260.10	0.00	260.10
Interest	3/31/2024	TEXPOOL0003	0.00	TexPool   General LGIP		0.00	4,864.93	0.00	4,864.93
<b>Subtotal</b>			<b>0.00</b>			<b>0.00</b>	<b>1,416,530.34</b>		<b>1,416,530.34</b>
<b>Total Interest/Dividends</b>			<b>0.00</b>			<b>0.00</b>	<b>1,416,530.34</b>		<b>1,416,530.34</b>