

Town of Addison



**For the Quarter Ended
December 31, 2020**

Report Name

Certification Page
Executive Summary
Benchmark Comparison
Detail of Security Holdings
Change in Value
Earned Income
Investment Transactions
Amortization and Accretion
Projected Fixed Income Cash Flows

MARKET RECAP - DECEMBER 2020:

The fourth quarter story was multifaceted, with a global resurgence of the virus, FDA approval of two extremely effective vaccines, a contested election that will presumably result in a Biden presidency, and signs of a slowdown in economic growth. During the quarter, Covid-19 hospitalizations quadrupled and the total number of Covid deaths jumped by 70%. Because the broad economy remained open for the most part during the holidays, experts are bracing for another rise in cases in January.

Economic data released during December confirmed prior signals that the economic recovery was slipping. The ISM manufacturing index fell from 59.3 to a still solid 56.7, but the employment index was more concerning as it fell from 53.2 into contraction territory at 48.4. November's employment report confirmed that signal and was clear in its depiction of moderating job growth with nonfarm payrolls increasing just 245k, well below the 460k median forecast. Payrolls are still down more than 10 million from the pre-pandemic period early in the year. The sidelined workers primarily represent the service sector, with restaurants, bars, gyms, conferences and sporting events still far from normal. The unemployment rate dropped from 6.9% to 6.7% last month, although this improvement is a little deceptive as it was driven by a decline in the labor force participation rate which, at 61.5%, is now within one tenth of a 45-year low. First time filings for unemployment benefits spiked to a three-month high of 892k in mid-December and stubbornly remain nearly 4x pre-pandemic norms. Some 20 million Americans continue to receive unemployment benefits in combined state and federal programs. Consumer spending has slowed as well, with overall retail sales for November down -1.1% following a downwardly revised -0.1% October decline. Inflation remains on the backburner with overall CPI holding steady at +1.6% year-over-year, while core CPI runs at a +1.2% pace. The 2020 housing boom finally moderated with existing home sales slipping by -2.5% in November, breaking a five-month string of advances. However, the 6.7 million unit annualized sales pace was still +25.8% above the same period a year ago. New home sales dropped -11.0% in November but are still up more than +20% year-over-year.

It's important to note that the recovery thus far has been wildly uneven. Census data revealed in early December that nearly 83 million adults in the U.S. are finding it "somewhat" or "very difficult" to cover basic monthly expenses such as food, rent or mortgage, car payments, medical expenses, or student loans. This is in sharp contrast to the surge in overall wealth that has driven household net worth to a new record high. Congress did finally pass an aid package by the end of the year, offering another month of eviction protection, an extension of federal jobless benefits and a \$600 stimulus check for individuals, in addition to a replenishing of the Paycheck Protection Program.

The forward-looking stock markets focused on the vaccine rollout and the additional aid package rather than the rapid spread of the virus and the weakening economic numbers. Both the DOW and the S&P 500 closed the year at fresh record highs. First quarter GDP growth is likely to be relatively weak, but should improve in subsequent quarters as an increasing number of Americans are vaccinated and begin a return to pre-pandemic normality.

**For the Quarter Ended
December 31, 2020**

This report is prepared for the **Town of Addison** (the "Entity") in accordance with Chapter 2256 of the Texas Public Funds Investment Act ("PFIA"). Section 2256.023(a) of the PFIA states that: "Not less than quarterly, the investment officer shall prepare and submit to the governing body of the entity a written report of the investment transactions for all funds covered by this chapter for the preceding reporting period." This report is signed by the Entity's investment officers and includes the disclosures required in the PFIA. To the extent possible, market prices have been obtained from independent pricing sources.


The investment portfolio complied with the PFIA and the Entity's approved Investment Policy and Strategy throughout the period. All investment transactions made in the portfolio during this period were made on behalf of the Entity and were made in full compliance with the PFIA and the approved Investment Policy.

Officer Names and Titles:



Name: Steven Glickman, CPA

Title: Chief Financial Officer



Name: Amanda D. Turner, CPA

Title: Controller

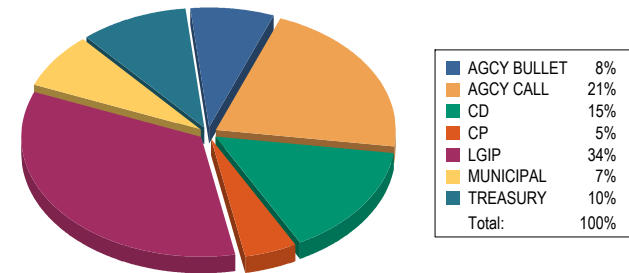
Account Summary

Allocation by Security Type

Beginning Values as of 09/30/20

Ending Values as of 12/31/20

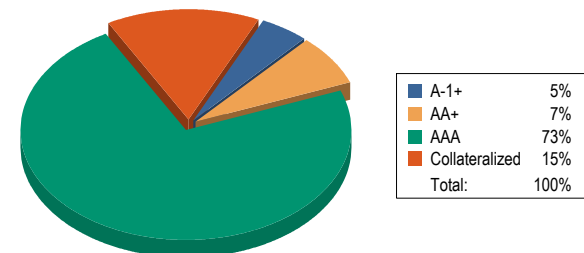
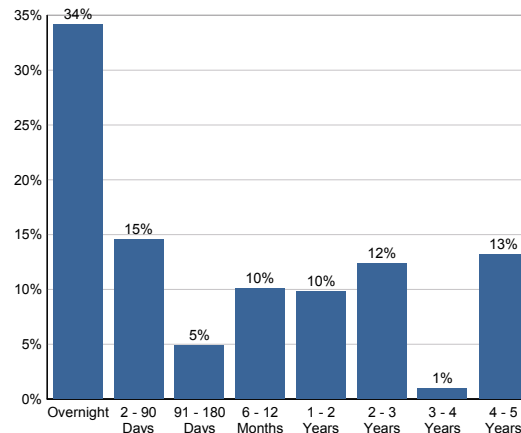
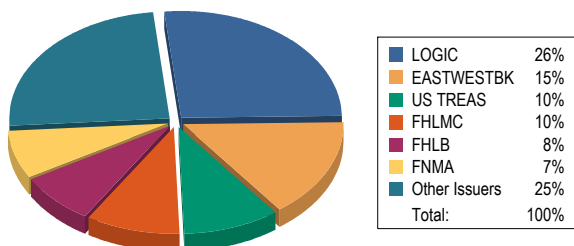
Par Value	110,716,340.08	102,437,909.82
Market Value	111,217,840.64	103,228,942.47
Book Value	111,058,441.91	103,100,077.79
Unrealized Gain/(Loss)	159,398.73	128,864.68
Market Value %	100.14%	100.12%
Weighted Avg. YTW	0.637%	0.477%
Weighted Avg. YTM	0.637%	0.477%



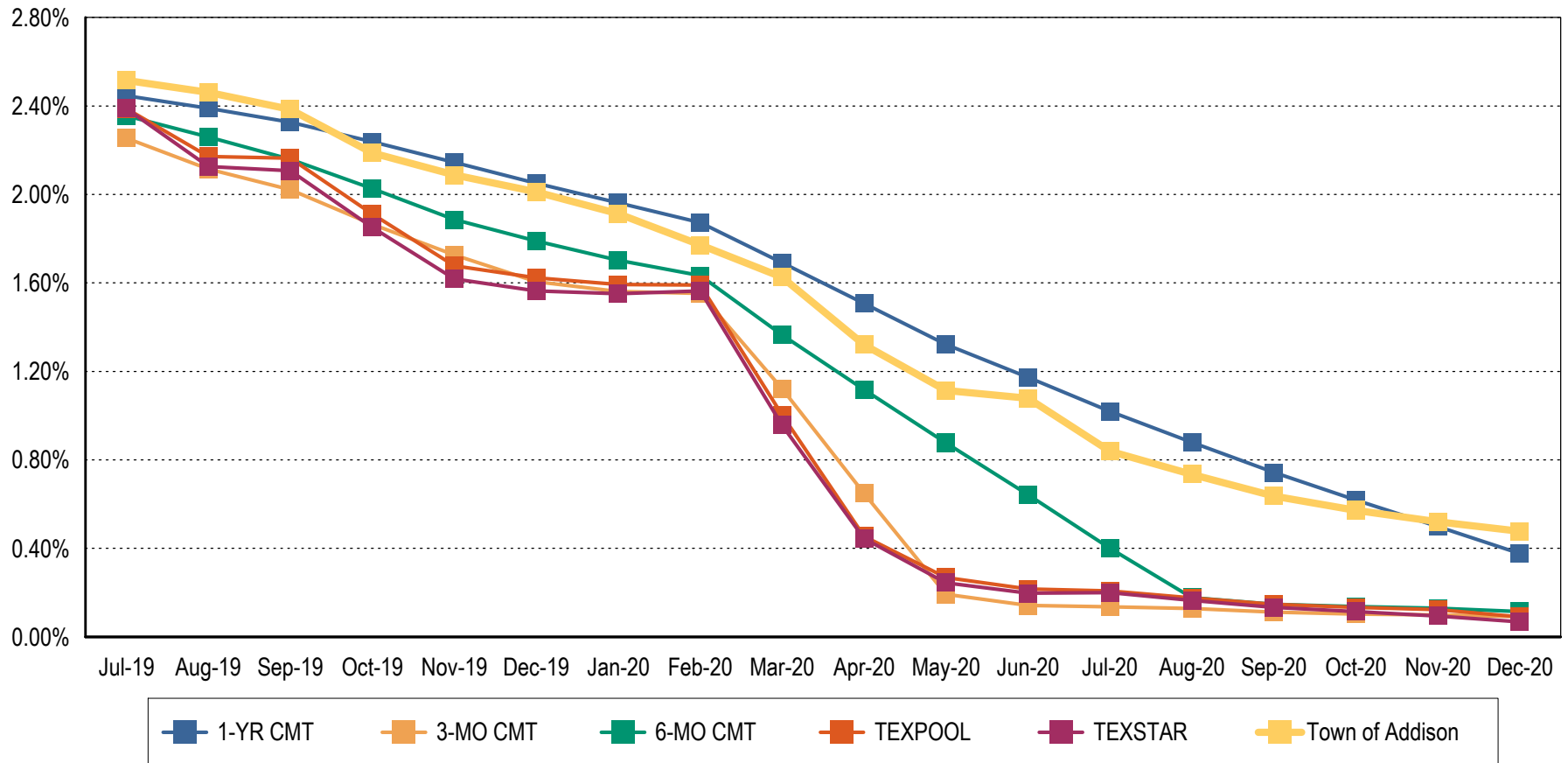
Allocation by Issuer

Maturity Distribution %

Credit Quality



Weighted Average Days to Maturity: 434



Note 1: CMT stands for Constant Maturity Treasury. This data is published in Federal Reserve Statistical Release H.15 and represents an average of all actively traded Treasury securities having that time remaining until maturity. This is a standard industry benchmark for Treasury securities. The CMT benchmarks are moving averages. The 3-month CMT is the daily average for the previous 3 months, the 6-month CMT is the daily average for the previous 6 months, and the 1-year and 2-year CMT's are the daily averages for the previous 12-months.

Note 2: Benchmark data for TexPool is the monthly average yield.

Note 3: Benchmark data for TexSTAR is the monthly average yield.

CUSIP	Settle Date	Sec. Type	Sec. Description	CPN	Mty Date	Next Call	Call Type	Par Value	Purch Price	Orig Cost	Book Value	Mkt Price	Market Value	Days to Mty	Days to Call	YTM	YTW
Pooled Funds																	
LOGIC		LGIP	LOGIC					27,170,676.47	100.000	27,170,676.47	27,170,676.47	100.000	27,170,676.47	1		0.150	0.150
TEXPOOL		LGIP	TexPool					4,884,658.98	100.000	4,884,658.98	4,884,658.98	100.000	4,884,658.98	1		0.091	0.091
TEXSTAR		LGIP	TexSTAR					3,202,809.30	100.000	3,202,809.30	3,202,809.30	100.000	3,202,809.30	1		0.068	0.068
07287CP97	10/06/20	CP - DISC	Baylor Scott & White		02/09/21			3,000,000.00	99.937	2,998,110.00	2,999,415.00	99.983	2,999,490.00	40		0.180	0.180
9128283X6	12/27/19	TREAS NOTE	U.S. Treasury	2.250	02/15/21			5,000,000.00	100.672	5,033,593.75	5,003,640.40	100.239	5,011,974.00	46		1.650	1.650
9128284B3	11/26/19	TREAS NOTE	U.S. Treasury	2.375	03/15/21			5,000,000.00	100.902	5,045,117.19	5,007,042.70	100.434	5,021,691.00	74		1.671	1.671
89233GQP4	09/23/20	CP - DISC	Toyota Mtr Cr		03/23/21			2,000,000.00	99.869	1,997,385.56	1,998,830.00	99.968	1,999,353.20	82		0.260	0.260
CD-5883	06/04/20	CD	East West Bk CD	0.580	06/04/21			2,508,396.19	100.000	2,508,396.19	2,508,396.19	100.000	2,508,396.19	155		0.580	0.580
CD-1790	06/08/20	CD	East West Bk CD	0.440	06/08/21			2,506,246.11	100.000	2,506,246.11	2,506,246.11	100.000	2,506,246.11	159		0.440	0.440
CD-8603-3	07/28/20	CD	East West Bk CD	0.410	07/28/21			5,257,047.63	100.000	5,257,047.63	5,257,047.63	100.000	5,257,047.63	209		0.410	0.410
CD-8019-3	08/12/20	CD	East West Bk CD	0.380	08/12/21			5,173,075.14	100.000	5,173,075.14	5,173,075.14	100.000	5,173,075.14	224		0.380	0.380
3134GVUK2	05/15/20	AGCY CALL	FHLMC	0.300	05/13/22	5/13/2021	ONE TIME	5,000,000.00	99.975	4,998,750.00	4,999,142.70	100.002	5,000,089.50	498	133	0.313	0.313
052403GX4	11/12/20	MUNICIPAL	Austin Comm Clg, TX	5.000	08/01/22			1,875,000.00	107.717	2,019,693.75	2,008,274.03	107.296	2,011,800.00	578		0.488	0.488
3133EFUJ4	04/09/20	AGCY BULET	FFCB	2.150	12/29/22			3,000,000.00	104.242	3,127,260.00	3,093,440.73	103.922	3,117,672.30	728		0.577	0.577
882669BR4	12/23/20	MUNICIPAL	TX Pub Fin Auth	0.286	02/01/23			2,000,000.00	100.000	2,000,000.00	2,000,000.00	100.012	2,000,240.00	762		0.286	0.286
3130ADRG9	03/13/20	AGCY BULET	FHLB	2.750	03/10/23			4,500,000.00	105.640	4,753,806.46	4,686,537.02	105.700	4,756,492.80	799		0.837	0.837
3135G05R0	08/13/20	AGCY CALL	FNMA	0.300	08/10/23	8/10/2022	QRTLY	3,000,000.00	99.806	2,994,180.00	2,994,922.38	100.026	3,000,769.20	952	587	0.365	0.365
3130AJZJ1	08/31/20	AGCY CALL	FHLB	0.320	08/25/23	2/25/2021	CONT	3,000,000.00	99.950	2,998,500.00	2,998,667.40	99.920	2,997,600.90	967	56	0.337	0.337
882669BS2	12/23/20	MUNICIPAL	TX Pub Fin Auth	0.503	02/01/24			1,000,000.00	100.000	1,000,000.00	1,000,000.00	100.031	1,000,310.00	1,127		0.503	0.503
3133ELU85	07/20/20	AGCY CALL	FFCB	0.600	01/15/25	1/15/2021	CONT	1,500,000.00	99.875	1,498,125.00	1,498,309.74	99.977	1,499,658.00	1,476	15	0.628	0.628
3136G4A45	07/22/20	AGCY CALL	FNMA	0.710	07/22/25	7/22/2021	QRTLY	1,500,000.00	99.995	1,499,925.00	1,499,931.53	100.020	1,500,305.55	1,664	203	0.711	0.711
150461M57	10/23/20	MUNICIPAL	City of Cedar Park, TX	2.950	08/15/25			2,360,000.00	110.976	2,619,033.60	2,609,014.34	111.188	2,624,036.80	1,688		0.630	0.630
3134GWHU3	08/18/20	AGCY CALL	FHLMC	0.700	08/18/25	2/18/2021	QRTLY	3,000,000.00	100.000	3,000,000.00	3,000,000.00	100.011	3,000,340.20	1,691	49	0.700	0.700
3136G4N74	08/21/20	AGCY CALL	FNMA	0.560	08/21/25	2/21/2023	QRTLY	1,500,000.00	100.000	1,500,000.00	1,500,000.00	99.530	1,492,943.70	1,694	782	0.560	0.560
3136G4V59	08/27/20	AGCY CALL	FNMA	0.625	08/27/25	8/27/2021	QRTLY	1,500,000.00	100.000	1,500,000.00	1,500,000.00	99.686	1,495,283.10	1,700	239	0.625	0.625
3134GWUG9	09/24/20	AGCY CALL	FHLMC	0.570	09/24/25	9/24/2021	QRTLY	2,000,000.00	100.000	2,000,000.00	2,000,000.00	99.799	1,995,982.40	1,728	267	0.570	0.570
Total for Pooled Funds								102,437,909.82	100.874	103,286,390.13	103,100,077.79	100.818	103,228,942.47	434		0.477	0.477
Total for Town of Addison								102,437,909.82	100.874	103,286,390.13	103,100,077.79	100.818	103,228,942.47	434		0.477	0.477

CUSIP	Security Type	Security Description	09/30/20 Book Value	Cost of Purchases	Maturities / Calls / Sales	Amortization / Accretion	Realized Gain/(Loss)	12/31/20 Book Value	09/30/20 Market Value	12/31/20 Market Value	Change in Mkt Value
Pooled Funds											
LOGIC	LGIP	LOGIC	28,658,101.24	1,368,686.76	(2,856,111.53)	0.00	0.00	27,170,676.47	28,658,101.24	27,170,676.47	(1,487,424.77)
TEXPOOL	LGIP	TexPool	4,883,234.31	1,424.67	0.00	0.00	0.00	4,884,658.98	4,883,234.31	4,884,658.98	1,424.67
TEXSTAR	LGIP	TexSTAR	3,202,064.16	745.14	0.00	0.00	0.00	3,202,809.30	3,202,064.16	3,202,809.30	745.14
9128282Z2	TREAS NOTE	U.S. Treasury 1.625 10/15/20	4,999,985.00	0.00	(5,000,000.00)	15.00	0.00	0.00	5,002,915.00	0.00	(5,002,915.00)
78009ALA0	CP - DISC	Royal Bank of Canada 0.000 11/10/20	3,993,066.68	0.00	(4,000,000.00)	6,933.32	0.00	0.00	3,999,571.60	0.00	(3,999,571.60)
3133XDVS7	AGCY BULET	FHLB 5.250 12/11/20	3,066,763.19	0.00	(3,045,000.00)	(21,763.19)	0.00	0.00	3,075,329.11	0.00	(3,075,329.11)
07287CP97	CP - DISC	Baylor Scott & White 0.000 02/09/21	0.00	2,998,110.00	0.00	1,305.00	0.00	2,999,415.00	0.00	2,999,490.00	2,999,490.00
9128283X6	TREAS NOTE	U.S. Treasury 2.250 02/15/21	5,011,083.00	0.00	0.00	(7,442.60)	0.00	5,003,640.40	5,039,062.50	5,011,974.00	(27,088.50)
9128284B3	TREAS NOTE	U.S. Treasury 2.375 03/15/21	5,015,918.40	0.00	0.00	(8,875.70)	0.00	5,007,042.70	5,050,000.00	5,021,691.00	(28,309.00)
89233GQP4	CP - DISC	Toyota Mtr Cr 0.000 03/23/21	1,997,501.12	0.00	0.00	1,328.88	0.00	1,998,830.00	1,997,467.40	1,999,353.20	1,885.80
CD-5883	CD	East West Bk CD 0.580 06/04/21	2,504,731.83	3,664.36	0.00	0.00	0.00	2,508,396.19	2,504,731.83	2,508,396.19	3,664.36
CD-1790	CD	East West Bk CD 0.440 06/08/21	2,503,468.14	2,777.97	0.00	0.00	0.00	2,506,246.11	2,503,468.14	2,506,246.11	2,777.97
CD-8603-3	CD	East West Bk CD 0.410 07/28/21	5,251,617.70	5,429.93	0.00	0.00	0.00	5,257,047.63	5,251,617.70	5,257,047.63	5,429.93
CD-8019-3	CD	East West Bk CD 0.380 08/12/21	5,168,122.70	4,952.44	0.00	0.00	0.00	5,173,075.14	5,168,122.70	5,173,075.14	4,952.44
3133ELWK6	AGCY CALL	FFCB 0.550 10/20/21	5,000,000.00	0.00	(5,000,000.00)	0.00	0.00	0.00	5,000,191.50	0.00	(5,000,191.50)
3134GVUK2	AGCY CALL	FHLMC 0.300 05/13/22	4,998,986.25	0.00	0.00	156.45	0.00	4,999,142.70	4,999,023.00	5,000,089.50	1,066.50
052403GX4	MUNICIPAL	Austin Comm Clg, TX 5.000 08/01/22	0.00	2,019,693.75	0.00	(11,419.72)	0.00	2,008,274.03	0.00	2,011,800.00	2,011,800.00
3133EFUJ4	AGCY BULET	FFCB 2.150 12/29/22	3,105,069.87	0.00	0.00	(11,629.14)	0.00	3,093,440.73	3,131,711.70	3,117,672.30	(14,039.40)
882669BR4	MUNICIPAL	TX Pub Fin Auth 0.286 02/01/23	0.00	2,000,000.00	0.00	0.00	0.00	2,000,000.00	0.00	2,000,240.00	2,000,240.00
3130ADRG9	AGCY BULET	FHLB 2.750 03/10/23	4,707,612.90	0.00	0.00	(21,075.88)	0.00	4,686,537.02	4,777,695.45	4,756,492.80	(21,202.65)
3135G05R0	AGCY CALL	FNMA 0.300 08/10/23	2,994,438.21	0.00	0.00	484.17	0.00	2,994,922.38	2,996,229.60	3,000,769.20	4,539.60
3130AJZJ1	AGCY CALL	FHLB 0.320 08/25/23	2,998,542.90	0.00	0.00	124.50	0.00	2,998,667.40	2,999,910.00	2,997,600.90	(2,309.10)
882669BS2	MUNICIPAL	TX Pub Fin Auth 0.503 02/01/24	0.00	1,000,000.00	0.00	0.00	0.00	1,000,000.00	0.00	1,000,310.00	1,000,310.00
3133ELU85	AGCY CALL	FFCB 0.600 01/15/25	1,498,206.47	0.00	0.00	103.27	0.00	1,498,309.74	1,494,326.10	1,499,658.00	5,331.90
3136G4A45	AGCY CALL	FNMA 0.710 07/22/25	1,499,927.84	0.00	0.00	3.69	0.00	1,499,931.53	1,498,596.45	1,500,305.55	1,709.10
150461M57	MUNICIPAL	City of Cedar Park, TX 2.950 08/15/25	0.00	2,619,033.60	0.00	(10,019.26)	0.00	2,609,014.34	0.00	2,624,036.80	2,624,036.80
3134GWHU3	AGCY CALL	FHLMC 0.700 08/18/25	3,000,000.00	0.00	0.00	0.00	0.00	3,000,000.00	2,991,598.50	3,000,340.20	8,741.70
3136G4N74	AGCY CALL	FNMA 0.560 08/21/25	1,500,000.00	0.00	0.00	0.00	0.00	1,500,000.00	1,496,754.60	1,492,943.70	(3,810.90)
3136G4V59	AGCY CALL	FNMA 0.625 08/27/25	1,500,000.00	0.00	0.00	0.00	0.00	1,500,000.00	1,499,005.65	1,495,283.10	(3,722.55)
3134GWUG9	AGCY CALL	FHLMC 0.570 09/24/25	2,000,000.00	0.00	0.00	0.00	0.00	2,000,000.00	1,997,112.40	1,995,982.40	(1,130.00)
Total for Pooled Funds			111,058,441.91	12,024,518.62	(19,901,111.53)	(81,771.21)	0.00	103,100,077.79	111,217,840.64	103,228,942.47	(7,988,898.17)



Town of Addison
Change in Value
From 09/30/2020 to 12/31/2020

CUSIP	Security Type	Security Description	09/30/20 Book Value	Cost of Purchases	Maturities / Calls / Sales	Amortization / Accretion	Realized Gain/(Loss)	12/31/20 Book Value	09/30/20 Market Value	12/31/20 Market Value	Change in Mkt Value
Total for Town of Addison			111,058,441.91	12,024,518.62	(19,901,111.53)	(81,771.21)	0.00	103,100,077.79	111,217,840.64	103,228,942.47	(7,988,898.17)

CUSIP	Security Type	Security Description	Beg. Accrued	Interest Earned	Interest Rec'd / Sold / Matured	Interest Purchased	Ending Accrued	Disc Accr / Prem Amort	Net Income
Pooled Funds									
LOGIC	LGIP	LOGIC	0.00	11,036.04	11,036.04	0.00	0.00	0.00	11,036.04
TEXPOOL	LGIP	TexPool	0.00	1,424.67	1,424.67	0.00	0.00	0.00	1,424.67
TEXSTAR	LGIP	TexSTAR	0.00	745.14	745.14	0.00	0.00	0.00	745.14
9128282Z2	TREAS NOTE	U.S. Treasury 1.625 10/15/20	37,517.08	3,107.92	40,625.00	0.00	0.00	15.00	3,122.92
78009ALA0	CP - DISC	Royal Bank of Canada 0.000 11/10/20	0.00	0.00	0.00	0.00	0.00	6,933.32	6,933.32
3133XDVS7	AGCY BULET	FHLB 5.250 12/11/20	48,846.88	31,084.37	79,931.25	0.00	0.00	(21,763.19)	9,321.18
07287CP97	CP - DISC	Baylor Scott & White 0.000 02/09/21	0.00	0.00	0.00	0.00	0.00	1,305.00	1,305.00
9128283X6	TREAS NOTE	U.S. Treasury 2.250 02/15/21	14,368.21	28,125.00	0.00	0.00	42,493.21	(7,442.60)	20,682.40
9128284B3	TREAS NOTE	U.S. Treasury 2.375 03/15/21	5,248.62	30,179.56	0.00	0.00	35,428.18	(8,875.70)	21,303.86
89233GQP4	CP - DISC	Toyota Mtr Cr 0.000 03/23/21	0.00	0.00	0.00	0.00	0.00	1,328.88	1,328.88
CD-5883	CD	East West Bk CD 0.580 06/04/21	39.80	3,664.42	3,664.36	0.00	39.86	0.00	3,664.42
CD-1790	CD	East West Bk CD 0.440 06/08/21	30.18	2,778.00	2,777.97	0.00	30.21	0.00	2,778.00
CD-8603-3	CD	East West Bk CD 0.410 07/28/21	58.99	5,429.99	5,429.93	0.00	59.05	0.00	5,429.99
CD-8019-3	CD	East West Bk CD 0.380 08/12/21	53.81	4,952.49	4,952.44	0.00	53.86	0.00	4,952.49
3133ELWK6	AGCY CALL	FFCB 0.550 10/20/21	12,298.61	1,451.39	13,750.00	0.00	0.00	0.00	1,451.39
3134GVUK2	AGCY CALL	FHLMC 0.300 05/13/22	5,750.00	3,750.00	7,500.00	0.00	2,000.00	156.45	3,906.45
052403GX4	MUNICIPAL	Austin Comm Clg, TX 5.000 08/01/22	0.00	12,760.42	0.00	0.00	12,760.42	(11,419.72)	1,340.70
3133EFUJ4	AGCY BULET	FFCB 2.150 12/29/22	16,483.33	16,125.00	32,250.00	0.00	358.33	(11,629.14)	4,495.86
882669BR4	MUNICIPAL	TX Pub Fin Auth 0.286 02/01/23	0.00	127.11	0.00	0.00	127.11	0.00	127.11
3130ADRG9	AGCY BULET	FHLB 2.750 03/10/23	7,218.75	30,937.50	0.00	0.00	38,156.25	(21,075.88)	9,861.62
3135G05R0	AGCY CALL	FNMA 0.300 08/10/23	1,275.00	2,250.00	0.00	0.00	3,525.00	484.17	2,734.17
3130AJZJ1	AGCY CALL	FHLB 0.320 08/25/23	960.00	2,400.00	0.00	0.00	3,360.00	124.50	2,524.50
882669BS2	MUNICIPAL	TX Pub Fin Auth 0.503 02/01/24	0.00	111.78	0.00	0.00	111.78	0.00	111.78
3133ELU85	AGCY CALL	FFCB 0.600 01/15/25	1,900.00	2,250.00	0.00	0.00	4,150.00	103.27	2,353.27
3136G4A45	AGCY CALL	FNMA 0.710 07/22/25	2,041.25	2,662.50	0.00	0.00	4,703.75	3.69	2,666.19
150461M57	MUNICIPAL	City of Cedar Park, TX 2.950 08/15/25	0.00	13,150.45	0.00	(13,150.44)	26,300.89	(10,019.26)	3,131.19
3134GWHU3	AGCY CALL	FHLMC 0.700 08/18/25	2,508.33	5,250.00	0.00	0.00	7,758.33	0.00	5,250.00
3136G4N74	AGCY CALL	FNMA 0.560 08/21/25	933.33	2,100.00	0.00	0.00	3,033.33	0.00	2,100.00
3136G4V59	AGCY CALL	FNMA 0.625 08/27/25	885.42	2,343.75	0.00	0.00	3,229.17	0.00	2,343.75
3134GWUG9	AGCY CALL	FHLMC 0.570 09/24/25	221.67	2,850.00	0.00	0.00	3,071.67	0.00	2,850.00
Total for Pooled Funds			158,639.26	223,047.50	204,086.80	(13,150.44)	190,750.40	(81,771.21)	141,276.29



Town of Addison
Earned Income
 From 09/30/2020 to 12/31/2020

CUSIP	Security Type	Security Description	Beg. Accrued	Interest Earned	Interest Rec'd / Sold / Matured	Interest Purchased	Ending Accrued	Disc Accr / Prem Amort	Net Income
Total for Town of Addison			158,639.26	223,047.50	204,086.80	(13,150.44)	190,750.40	(81,771.21)	141,276.29

Trade Date	Settle Date	CUSIP	Security Type	Security Description	Coupon	Mty Date	Call Date	Par Value	Price	Principal Amount	Int Purchased / Received	Total Amount	Realized Gain / Loss	YTM	YTW
Pooled Funds															
Calls															
10/19/20	10/20/20	3133ELWK6	AGCY CALL	FFCB	0.550	10/20/21	10/20/20	5,000,000.00	100.000	5,000,000.00	0.00	5,000,000.00		0.550	0.550
Total for: Calls								5,000,000.00		5,000,000.00	0.00	5,000,000.00		0.550	0.550
Maturities															
10/15/20	10/15/20	912828Z22	TREAS NOTE	U.S. Treasury	1.625	10/15/20		5,000,000.00	100.000	5,000,000.00	0.00	5,000,000.00		1.633	
11/10/20	11/10/20	78009ALA0	CP - DISC	Royal Bank of Canada		11/10/20		4,000,000.00	100.000	4,000,000.00	0.00	4,000,000.00		1.578	
12/11/20	12/11/20	3133XDVS7	AGCY BULET	FHLB	5.250	12/11/20		3,045,000.00	100.000	3,045,000.00	0.00	3,045,000.00		1.546	
Total for: Maturities								12,045,000.00		12,045,000.00	0.00	12,045,000.00		1.593	
Purchases															
10/05/20	10/06/20	07287CP97	CP - DISC	Baylor Scott & White		02/09/21		3,000,000.00	99.937	2,998,110.00	0.00	2,998,110.00		0.180	0.180
10/15/20	11/12/20	052403GX4	MUNICIPAL	Austin Comm Cig, TX	5.000	08/01/22		1,875,000.00	107.717	2,019,693.75	0.00	2,019,693.75		0.488	0.488
10/21/20	10/23/20	150461M57	MUNICIPAL	City of Cedar Park, TX	2.950	08/15/25		2,360,000.00	110.976	2,619,033.60	13,150.44	2,632,184.04		0.630	0.630
12/11/20	12/23/20	882669BS2	MUNICIPAL	TX Pub Fin Auth	0.503	02/01/24		1,000,000.00	100.000	1,000,000.00	0.00	1,000,000.00		0.503	0.503
12/11/20	12/23/20	882669BR4	MUNICIPAL	TX Pub Fin Auth	0.286	02/01/23		2,000,000.00	100.000	2,000,000.00	0.00	2,000,000.00		0.286	0.286
Total for: Purchases								10,235,000.00		10,636,837.35	13,150.44	10,649,987.79		0.393	0.393
Income Payments															
10/15/20	10/15/20	912828Z22	TREAS NOTE	U.S. Treasury	1.625	10/15/20				0.00	40,625.00	40,625.00			
10/20/20	10/20/20	3133ELWK6	AGCY CALL	FFCB	0.550	10/20/21				0.00	13,750.00	13,750.00			
10/31/20	10/31/20	CD-1790	CD	East West Bk CD	0.440	06/08/21				0.00	935.71	935.71			
10/31/20	10/31/20	CD-8603-3	CD	East West Bk CD	0.410	07/28/21				0.00	1,829.02	1,829.02			
10/31/20	10/31/20	CD-8019-3	CD	East West Bk CD	0.380	08/12/21				0.00	1,668.23	1,668.23			
10/31/20	10/31/20	CD-5883	CD	East West Bk CD	0.580	06/04/21				0.00	1,234.13	1,234.13			
11/13/20	11/13/20	3134GVUK2	AGCY CALL	FHLMC	0.300	05/13/22				0.00	7,500.00	7,500.00			
11/30/20	11/30/20	CD-8019-3	CD	East West Bk CD	0.380	08/12/21				0.00	1,614.92	1,614.92			
11/30/20	11/30/20	CD-8603-3	CD	East West Bk CD	0.410	07/28/21				0.00	1,770.63	1,770.63			
11/30/20	11/30/20	CD-1790	CD	East West Bk CD	0.440	06/08/21				0.00	905.86	905.86			
11/30/20	11/30/20	CD-5883	CD	East West Bk CD	0.580	06/04/21				0.00	1,194.90	1,194.90			
12/16/20	12/11/20	3133XDVS7	AGCY BULET	FHLB	5.250	12/11/20				0.00	79,931.25	79,931.25			



Town of Addison
Investment Transactions
 From 10/01/2020 to 12/31/2020

Trade Date	Settle Date	CUSIP	Security Type	Security Description	Coupon	Mty Date	Call Date	Par Value	Price	Principal Amount	Int Purchased / Received	Total Amount	Realized Gain / Loss	YTM	YTW
Pooled Funds															
Income Payments															
12/29/20	12/29/20	3133EFUJ4	AGCY BULET	FFCB	2.150	12/29/22				0.00	32,250.00	32,250.00			
12/31/20	12/31/20	CD-8019-3	CD	East West Bk CD	0.380	08/12/21				0.00	1,669.29	1,669.29			
12/31/20	12/31/20	CD-5883	CD	East West Bk CD	0.580	06/04/21				0.00	1,235.33	1,235.33			
12/31/20	12/31/20	CD-1790	CD	East West Bk CD	0.440	06/08/21				0.00	936.40	936.40			
12/31/20	12/31/20	CD-8603-3	CD	East West Bk CD	0.410	07/28/21				0.00	1,830.28	1,830.28			
Total for: Income Payments										0.00	190,880.95	190,880.95			
Capitalized Interest															
10/31/20	10/31/20	CD-1790	CD	East West Bk CD	0.440	06/08/21		935.71	100.000	935.71	0.00	935.71			
10/31/20	10/31/20	CD-8603-3	CD	East West Bk CD	0.410	07/28/21		1,829.02	100.000	1,829.02	0.00	1,829.02			
10/31/20	10/31/20	CD-8019-3	CD	East West Bk CD	0.380	08/12/21		1,668.23	100.000	1,668.23	0.00	1,668.23			
10/31/20	10/31/20	CD-5883	CD	East West Bk CD	0.580	06/04/21		1,234.13	100.000	1,234.13	0.00	1,234.13			
11/30/20	11/30/20	CD-8019-3	CD	East West Bk CD	0.380	08/12/21		1,614.92	100.000	1,614.92	0.00	1,614.92			
11/30/20	11/30/20	CD-8603-3	CD	East West Bk CD	0.410	07/28/21		1,770.63	100.000	1,770.63	0.00	1,770.63			
11/30/20	11/30/20	CD-1790	CD	East West Bk CD	0.440	06/08/21		905.86	100.000	905.86	0.00	905.86			
11/30/20	11/30/20	CD-5883	CD	East West Bk CD	0.580	06/04/21		1,194.90	100.000	1,194.90	0.00	1,194.90			
12/31/20	12/31/20	CD-8019-3	CD	East West Bk CD	0.380	08/12/21		1,669.29	100.000	1,669.29	0.00	1,669.29			
12/31/20	12/31/20	CD-5883	CD	East West Bk CD	0.580	06/04/21		1,235.33	100.000	1,235.33	0.00	1,235.33			
12/31/20	12/31/20	CD-1790	CD	East West Bk CD	0.440	06/08/21		936.40	100.000	936.40	0.00	936.40			
12/31/20	12/31/20	CD-8603-3	CD	East West Bk CD	0.410	07/28/21		1,830.28	100.000	1,830.28	0.00	1,830.28			
Total for: Capitalized Interest								16,824.70		16,824.70	0.00	16,824.70			

Trade Date	Settle Date	CUSIP	Security Type	Security Description	Coupon	Mty Date	Call Date	Par Value	Price	Principal Amount	Int Purchased / Received	Total Amount	Realized Gain / Loss	YTM	YTW
------------	-------------	-------	---------------	----------------------	--------	----------	-----------	-----------	-------	------------------	--------------------------	--------------	----------------------	-----	-----

Total for All Portfolios

Transaction Type	Quantity	Total Amount	Realized G/L	YTM	YTW
Total Calls	5,000,000.00	5,000,000.00		0.550	0.550
Total Maturities	12,045,000.00	12,045,000.00		1.593	
Total Purchases	10,235,000.00	10,649,987.79		0.393	0.393
Total Income Payments	0.00	190,880.95			
Total Capitalized Interest	16,824.70	16,824.70			

CUSIP	Settle Date	Security Type	Security Description	Next Call Date	Purchase Qty	Orig Price	Original Cost	Amrt/Accr for Period	Total Amrt/Accr Since Purch	Remaining Disc / Prem	Book Value
Pooled Funds											
912828Z2	10/16/19	TREAS NOTE	U.S. Treasury 1.625 10/15/20		0.00	99.992	0.00	15.00	0.00	0.00	0.00
78009ALA0	02/18/20	CP - DISC	Royal Bank of Canada 0.000 11/10/20		0.00	98.847	0.00	6,933.32	0.00	0.00	0.00
3133XDVS7	02/11/20	AGCY BULET	FHLB 5.250 12/11/20		0.00	103.053	0.00	(21,763.19)	0.00	0.00	0.00
07287CP97	10/06/20	CP - DISC	Baylor Scott & White 0.000 02/09/21		3,000,000.00	99.937	2,998,110.00	1,305.00	1,305.00	585.00	2,999,415.00
9128283X6	12/27/19	TREAS NOTE	U.S. Treasury 2.250 02/15/21		5,000,000.00	100.672	5,033,593.75	(7,442.60)	(29,953.35)	(3,640.40)	5,003,640.40
9128284B3	11/26/19	TREAS NOTE	U.S. Treasury 2.375 03/15/21		5,000,000.00	100.902	5,045,117.19	(8,875.70)	(38,074.49)	(7,042.70)	5,007,042.70
89233GQP4	09/23/20	CP - DISC	Toyota Mtr Cr 0.000 03/23/21		2,000,000.00	99.869	1,997,385.56	1,328.88	1,444.44	1,170.00	1,998,830.00
CD-5883	06/04/20	CD	East West Bk CD 0.580 06/04/21		2,508,396.19	100.000	2,508,396.19	0.00	0.00	0.00	2,508,396.19
CD-1790	06/08/20	CD	East West Bk CD 0.440 06/08/21		2,506,246.11	100.000	2,506,246.11	0.00	0.00	0.00	2,506,246.11
CD-8603-3	07/28/20	CD	East West Bk CD 0.410 07/28/21		5,257,047.63	100.000	5,257,047.63	0.00	0.00	0.00	5,257,047.63
CD-8019-3	08/12/20	CD	East West Bk CD 0.380 08/12/21		5,173,075.14	100.000	5,173,075.14	0.00	0.00	0.00	5,173,075.14
3133ELWK6	04/20/20	AGCY CALL	FFCB 0.550 10/20/21	10/20/20	0.00	100.000	0.00	0.00	0.00	0.00	0.00
3134GVUK2	05/15/20	AGCY CALL	FHLMC 0.300 05/13/22	05/13/21	5,000,000.00	99.975	4,998,750.00	156.45	392.70	857.30	4,999,142.70
052403GX4	11/12/20	MUNICIPAL	Austin Comm Clg, TX 5.000 08/01/22		1,875,000.00	107.717	2,019,693.75	(11,419.72)	(11,419.72)	(133,274.03)	2,008,274.03
3133EFUJ4	04/09/20	AGCY BULET	FFCB 2.150 12/29/22		3,000,000.00	104.242	3,127,260.00	(11,629.14)	(33,819.27)	(93,440.73)	3,093,440.73
882669BR4	12/23/20	MUNICIPAL	TX Pub Fin Auth 0.286 02/01/23		2,000,000.00	100.000	2,000,000.00	0.00	0.00	0.00	2,000,000.00
3130ADRG9	03/13/20	AGCY BULET	FHLB 2.750 03/10/23		4,500,000.00	105.640	4,753,806.46	(21,075.88)	(67,269.44)	(186,537.02)	4,686,537.02
3135G05R0	08/13/20	AGCY CALL	FNMA 0.300 08/10/23	08/10/22	3,000,000.00	99.806	2,994,180.00	484.17	742.38	5,077.62	2,994,922.38
3130AJZJ1	08/31/20	AGCY CALL	FHLB 0.320 08/25/23	02/25/21	3,000,000.00	99.950	2,998,500.00	124.50	167.40	1,332.60	2,998,667.40
882669BS2	12/23/20	MUNICIPAL	TX Pub Fin Auth 0.503 02/01/24		1,000,000.00	100.000	1,000,000.00	0.00	0.00	0.00	1,000,000.00
3133ELU85	07/20/20	AGCY CALL	FFCB 0.600 01/15/25	01/15/21	1,500,000.00	99.875	1,498,125.00	103.27	184.74	1,690.26	1,498,309.74
3136G4A45	07/22/20	AGCY CALL	FNMA 0.710 07/22/25	07/22/21	1,500,000.00	99.995	1,499,925.00	3.69	6.53	68.47	1,499,931.53
150461M57	10/23/20	MUNICIPAL	City of Cedar Park, TX 2.950 08/15/25		2,360,000.00	110.976	2,619,033.60	(10,019.26)	(10,019.26)	(249,014.34)	2,609,014.34
3134GWHU3	08/18/20	AGCY CALL	FHLMC 0.700 08/18/25	02/18/21	3,000,000.00	100.000	3,000,000.00	0.00	0.00	0.00	3,000,000.00
3136G4N74	08/21/20	AGCY CALL	FNMA 0.560 08/21/25	02/21/23	1,500,000.00	100.000	1,500,000.00	0.00	0.00	0.00	1,500,000.00
3136G4V59	08/27/20	AGCY CALL	FNMA 0.625 08/27/25	08/27/21	1,500,000.00	100.000	1,500,000.00	0.00	0.00	0.00	1,500,000.00
3134GWUG9	09/24/20	AGCY CALL	FHLMC 0.570 09/24/25	09/24/21	2,000,000.00	100.000	2,000,000.00	0.00	0.00	0.00	2,000,000.00
Total for Pooled Funds					67,179,765.07		68,028,245.38	(81,771.21)	(186,312.34)	(662,167.97)	67,841,933.04
Total for Town of Addison					67,179,765.07		68,028,245.38	(81,771.21)	(186,312.34)	(662,167.97)	67,841,933.04

CUSIP	Security Type	Security Description	Pay Date	Interest	Principal	Total Amount
Pooled Funds						
3133ELU85	AGCY CALL	FFCB 0.600 01/15/25	01/15/21	4,500.00	0.00	4,500.00
3136G4A45	AGCY CALL	FNMA 0.710 07/22/25	01/22/21	5,325.00	0.00	5,325.00
CD-1790	CD	East West Bk CD 0.440 06/08/21	01/31/21	918.95	0.00	918.95
CD-5883	CD	East West Bk CD 0.580 06/04/21	01/31/21	1,212.39	0.00	1,212.39
CD-8019-3	CD	East West Bk CD 0.380 08/12/21	01/31/21	1,638.14	0.00	1,638.14
CD-8603-3	CD	East West Bk CD 0.410 07/28/21	01/31/21	1,796.15	0.00	1,796.15
052403GX4	MUNICIPAL	Austin Comm Clq, TX 5.000 08/01/22	02/01/21	20,572.91	0.00	20,572.91
07287CP97	CP - DISC	Baylor Scott & White 0.000 02/09/21	02/09/21	0.00	3,000,000.00	3,000,000.00
3135G05R0	AGCY CALL	FNMA 0.300 08/10/23	02/10/21	4,500.00	0.00	4,500.00
150461M57	MUNICIPAL	City of Cedar Park, TX 2.950 08/15/25	02/15/21	34,810.00	0.00	34,810.00
9128283X6	TREAS NOTE	U.S. Treasury 2.250 02/15/21	02/15/21	56,250.00	5,000,000.00	5,056,250.00
3134GWHU3	AGCY CALL	FHLMC 0.700 08/18/25	02/18/21	10,500.00	0.00	10,500.00
3136G4N74	AGCY CALL	FNMA 0.560 08/21/25	02/21/21	4,200.00	0.00	4,200.00
3130AJZJ1	AGCY CALL	FHLB 0.320 08/25/23	02/25/21	4,800.00	0.00	4,800.00
3136G4V59	AGCY CALL	FNMA 0.625 08/27/25	02/27/21	4,687.50	0.00	4,687.50
CD-1790	CD	East West Bk CD 0.440 06/08/21	02/28/21	918.95	0.00	918.95
CD-5883	CD	East West Bk CD 0.580 06/04/21	02/28/21	1,212.39	0.00	1,212.39
CD-8019-3	CD	East West Bk CD 0.380 08/12/21	02/28/21	1,638.14	0.00	1,638.14
CD-8603-3	CD	East West Bk CD 0.410 07/28/21	02/28/21	1,796.15	0.00	1,796.15
3130ADR69	AGCY BULET	FHLB 2.750 03/10/23	03/10/21	61,875.00	0.00	61,875.00
9128284B3	TREAS NOTE	U.S. Treasury 2.375 03/15/21	03/15/21	59,375.00	5,000,000.00	5,059,375.00
89233GQP4	CP - DISC	Toyota Mtr Cr 0.000 03/23/21	03/23/21	0.00	2,000,000.00	2,000,000.00
3134GWUG9	AGCY CALL	FHLMC 0.570 09/24/25	03/24/21	5,700.00	0.00	5,700.00
CD-1790	CD	East West Bk CD 0.440 06/08/21	03/31/21	918.95	0.00	918.95
CD-5883	CD	East West Bk CD 0.580 06/04/21	03/31/21	1,212.39	0.00	1,212.39
CD-8019-3	CD	East West Bk CD 0.380 08/12/21	03/31/21	1,638.14	0.00	1,638.14
CD-8603-3	CD	East West Bk CD 0.410 07/28/21	03/31/21	1,796.15	0.00	1,796.15
CD-1790	CD	East West Bk CD 0.440 06/08/21	04/30/21	918.95	0.00	918.95
CD-5883	CD	East West Bk CD 0.580 06/04/21	04/30/21	1,212.39	0.00	1,212.39
CD-8019-3	CD	East West Bk CD 0.380 08/12/21	04/30/21	1,638.14	0.00	1,638.14
CD-8603-3	CD	East West Bk CD 0.410 07/28/21	04/30/21	1,796.15	0.00	1,796.15
3134GVUK2	AGCY CALL	FHLMC 0.300 05/13/22	05/13/21	7,500.00	0.00	7,500.00
CD-1790	CD	East West Bk CD 0.440 06/08/21	05/31/21	918.95	0.00	918.95
CD-5883	CD	East West Bk CD 0.580 06/04/21	05/31/21	1,212.39	0.00	1,212.39
CD-8019-3	CD	East West Bk CD 0.380 08/12/21	05/31/21	1,638.14	0.00	1,638.14
CD-8603-3	CD	East West Bk CD 0.410 07/28/21	05/31/21	1,796.15	0.00	1,796.15

CUSIP	Security Type	Security Description	Pay Date	Interest	Principal	Total Amount
Pooled Funds						
CD-5883	CD	East West Bk CD 0.580 06/04/21	06/04/21	159.43	2,508,396.19	2,508,555.62
CD-1790	CD	East West Bk CD 0.440 06/08/21	06/08/21	241.69	2,506,246.11	2,506,487.80
3133EFUJ4	AGCY BULET	FFCB 2.150 12/29/22	06/29/21	32,250.00	0.00	32,250.00
Total for Pooled Funds				345,074.68	20,014,642.30	20,359,716.98

CUSIP	Security Type	Security Description	Pay Date	Interest	Principal	Total Amount
-------	---------------	----------------------	----------	----------	-----------	--------------

Total for All Portfolios

January 2021	15,390.63	0.00	15,390.63
February 2021	145,886.04	8,000,000.00	8,145,886.04
March 2021	132,515.63	7,000,000.00	7,132,515.63
April 2021	5,565.63	0.00	5,565.63
May 2021	13,065.63	0.00	13,065.63
June 2021	32,651.12	5,014,642.30	5,047,293.42
Total Projected Cash Flows for Town of Addison			345,074.68
			20,014,642.30
			20,359,716.98