

**Town of Addison**



**For the Quarter Ended  
September 30, 2019**

**Report Name**

---

- Certification Page
- Executive Summary
- Benchmark Comparison
- Detail of Security Holdings
- Change in Value
- Earned Income
- Investment Transactions
- Amortization and Accretion
- Projected Fixed Income Cash Flows

**MARKET RECAP - SEPTEMBER 2019:**

Conditions on the trade front improved in early September as friendlier rhetoric and an announcement that talks would resume in October once again stoked optimism that a deal might be reached. Outside of manufacturing, the economic data released in early September was generally better than expected. The ISM manufacturing index for August slipped to 49.1, below the breakeven 50 level and signaling contraction in the manufacturing sector. The ISM non-manufacturing index, however, improved during August, climbing from 53.7 to 56.4, an indication that the economy's service sector is better insulated from the effects of the trade war and remains healthy. The August employment report headline was weak, but underlying details were better. Nonfarm payrolls grew by just +130k, with 25k of those jobs being temporary government 2020 census workers. When combined with prior period downward revisions, the three-month average sunk to +156k. Offsetting that weakness was a slight decline in the unemployment rate, which dropped from 3.71% to 3.69%, and news that the labor force participation rate rose from 63.0% to 63.2%, matching a six-year high. The tight labor market appears to be nudging wages higher as average hourly earnings rose +0.4%, *the fourth straight month of solid wage gains*.

Inflation readings firmed during the month with both the producer and consumer price indexes topping forecasts. The core Consumer Price Index (CPI), which excludes food and energy prices, climbed +0.3% for the third straight month in August, pushing the year-over-year core rate up from +2.2% to +2.4%, *the highest in 11 years*. August retail sales rose by +0.4%, doubling the forecasted percentage gain. Although seven of the 13 major categories declined, strong auto sales, building materials and online spending more than made up the difference. Lower mortgage rates are supporting improvement in housing with existing home sales advancing +1.3% and new home sales surging +7.1% in August. Housing starts, building permits and builder sentiment all showed improvement.

With such a string of positive data it's reasonable to question the prevailing notion that conditions are deteriorating. The answer is that job growth is slowing and manufacturing is clearly contracting. Although manufacturing makes up a relatively small portion of the economy, it is a reliable leading indicator, closely correlated with GDP growth and an important driver of both domestic and international economic activity. It was also a prime reason why the Federal Reserve opted to lower the target overnight fed funds rate another 25 basis points to a range of 1.75%-2.00% in mid-September and appears likely to cut at least once more before the year is over.

Bond markets were quite volatile through the month. The two-year Treasury note traded in a wide range, hitting a low of 1.43% on September 4th in the wake of the weak ISM, climbing to 1.80% by September 13th on better data and trade optimism, and then skidding to close the month at 1.62% following negative trade headlines, geopolitical concerns surrounding Iran and Brexit, the strike at General Motors, and the impeachment inquiry announcement.

---

**For the Quarter Ended  
September 30, 2019**

This report is prepared for the **Town of Addison** (the "Entity") in accordance with Chapter 2256 of the Texas Public Funds Investment Act ("PFIA"). Section 2256.023(a) of the PFIA states that: "Not less than quarterly, the investment officer shall prepare and submit to the governing body of the entity a written report of the investment transactions for all funds covered by this chapter for the preceding reporting period." This report is signed by the Entity's investment officers and includes the disclosures required in the PFIA. To the extent possible, market prices have been obtained from independent pricing sources.

The investment portfolio complied with the PFIA and the Entity's approved Investment Policy and Strategy throughout the period. All investment transactions made in the portfolio during this period were made on behalf of the Entity and were made in full compliance with the PFIA and the approved Investment Policy.

**Officer Names and Titles:**

  
Name: Olivia Espinoza-Riley, CPA Title: Chief Financial Officer

  
Name: Amanda D. Turner, CPA Title: Controller

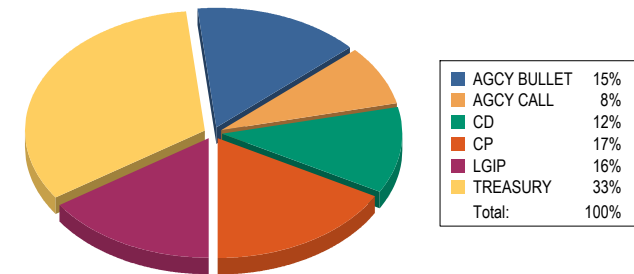
**Account Summary**

**Allocation by Security Type**

Beginning Values as of 06/30/19

Ending Values as of 09/30/19

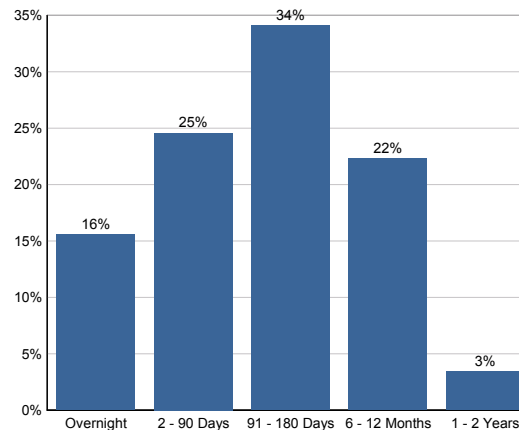
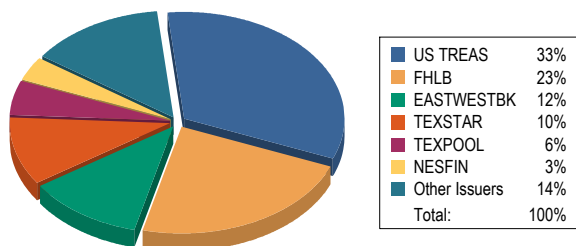
Par Value	92,537,669.66	87,372,579.68
Market Value	92,532,399.86	87,387,682.58
Book Value	92,384,970.91	87,282,326.73
Unrealized Gain/(Loss)	147,428.95	105,355.85
<b>Market Value %</b>	<b>100.16%</b>	<b>100.12%</b>
Weighted Avg. YTW	2.475%	2.385%
Weighted Avg. YTM	2.475%	2.385%



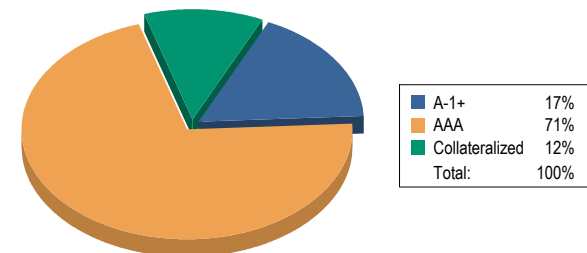
**Allocation by Issuer**

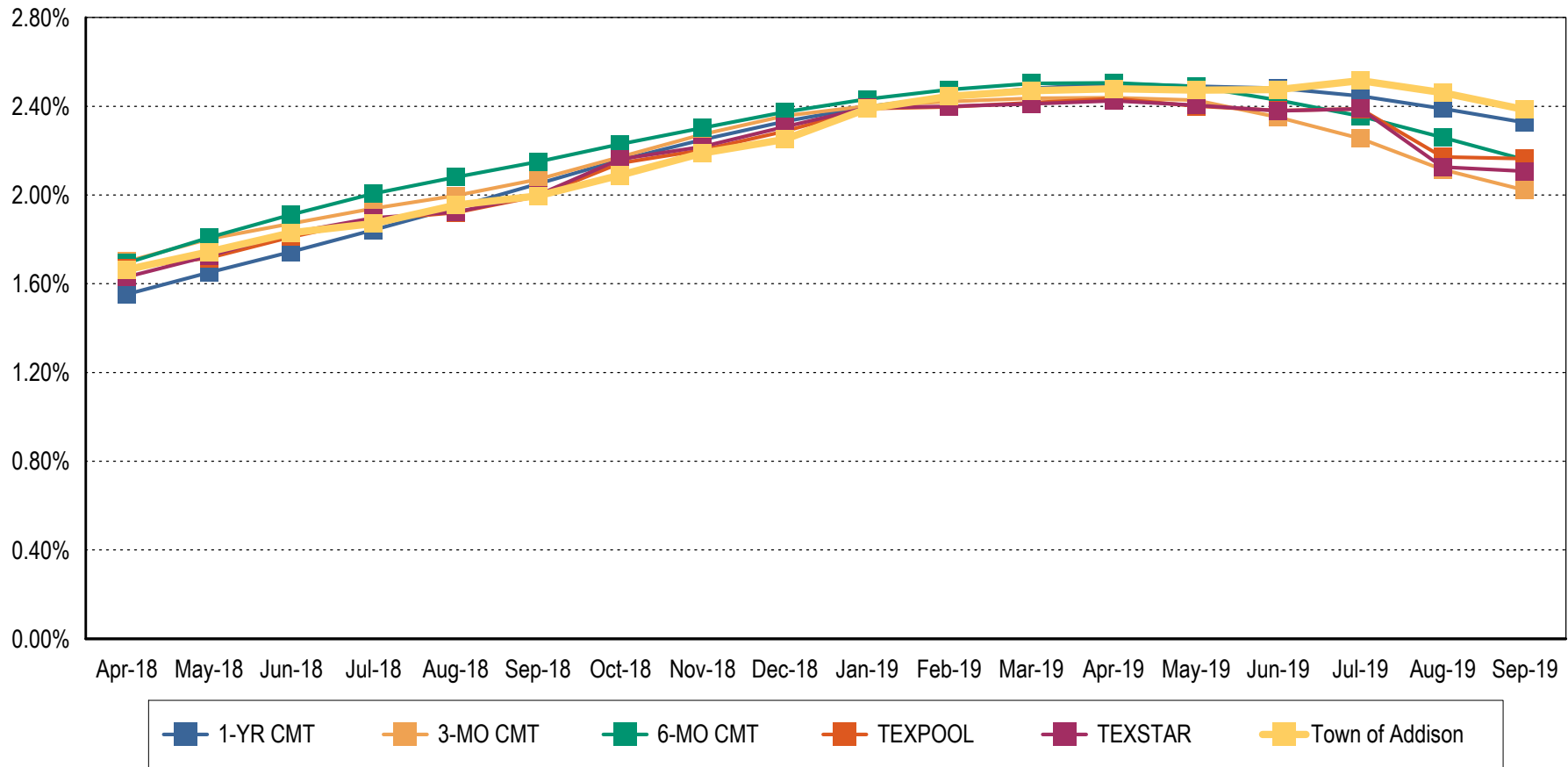
**Maturity Distribution %**

**Credit Quality**



**Weighted Average Days to Maturity: 132**





**Note 1:** CMT stands for Constant Maturity Treasury. This data is published in Federal Reserve Statistical Release H.15 and represents an average of all actively traded Treasury securities having that time remaining until maturity. This is a standard industry benchmark for Treasury securities. The CMT benchmarks are moving averages. The 3-month CMT is the daily average for the previous 3 months, the 6-month CMT is the daily average for the previous 6 months, and the 1-year and 2-year CMT's are the daily averages for the previous 12-months.

**Note 2:** Benchmark data for TexPool is the monthly average yield.

**Note 3:** Benchmark data for TexSTAR is the monthly average yield.

CUSIP	Settle Date	Sec. Type	Sec. Description	CPN	Mty Date	Next Call	Call Type	Par Value	Purch Price	Orig Cost	Book Value	Mkt Price	Market Value	Days to Mty	Days to Call	YTM	YTW
<b>Pooled Funds</b>																	
TEXPOOL		LGIP	TexPool					4,839,136.32	100.000	4,839,136.32	4,839,136.32	100.000	4,839,136.32	1		2.163	2.163
TEXSTAR		LGIP	TexSTAR					8,786,502.23	100.000	8,786,502.23	8,786,502.23	100.000	8,786,502.23	1		2.107	2.107
64105SXF0	02/13/19	CP - DISC	Nestle Finance Intl Ltd		10/15/19			3,000,000.00	98.211	2,946,320.00	2,996,919.99	99.916	2,997,474.90	15		2.688	2.688
912828T59	09/07/18	TREAS NOTE	U.S. Treasury	1.000	10/15/19			2,500,000.00	98.344	2,458,593.75	2,498,554.68	99.958	2,498,949.25	15		2.531	2.531
3130ACM92	11/05/18	AGCY BULET	FHLB	1.500	10/21/19			2,000,000.00	98.827	1,976,548.00	1,998,636.30	99.981	1,999,618.80	21		2.744	2.744
66844DXM9	07/24/19	CP - DISC	Northwestern Univ		10/21/19			3,000,000.00	99.454	2,983,609.17	2,996,316.66	99.875	2,996,250.00	21		2.222	2.222
91514BGE7	02/11/19	CP - INT	Univ of TX	2.730	11/05/19			2,000,000.00	100.000	2,000,000.00	2,000,000.00	100.014	2,000,280.00	36		2.729	2.729
3130AA3R7	08/31/18	AGCY BULET	FHLB	1.375	11/15/19			3,500,000.00	98.614	3,451,490.00	3,495,041.73	99.932	3,497,608.10	46		2.549	2.549
912828U73	01/25/19	TREAS NOTE	U.S. Treasury	1.375	12/15/19			3,000,000.00	98.961	2,968,828.13	2,992,771.29	99.895	2,996,835.90	76		2.566	2.566
46640QZT1	04/02/19	CP - DISC	J.P.Morgan Sec		12/27/19			2,500,000.00	98.102	2,452,551.39	2,484,654.18	99.503	2,487,576.00	88		2.589	2.589
CD-8603-1	07/28/19	CD	East West Bk CD	2.250	01/28/20			5,165,202.29	100.000	5,165,202.29	5,165,202.29	100.000	5,165,202.29	120		2.250	2.250
9128283S7	03/21/19	TREAS NOTE	U.S. Treasury	2.000	01/31/20			3,000,000.00	99.570	2,987,109.38	2,995,049.22	100.027	3,000,820.20	123		2.504	2.504
3130ADN32	03/20/19	AGCY BULET	FHLB	2.125	02/11/20			3,000,000.00	99.634	2,989,020.00	2,995,545.18	100.073	3,002,200.20	134		2.541	2.541
CD-8019-1	08/12/19	CD	East West Bk CD	2.100	02/12/20			5,081,738.84	100.000	5,081,738.84	5,081,738.84	100.000	5,081,738.84	135		2.100	2.100
912828MP2	12/17/18	TREAS NOTE	U.S. Treasury	3.625	02/15/20			4,000,000.00	100.988	4,039,531.25	4,012,803.72	100.617	4,024,687.60	138		2.753	2.753
912828J50	01/30/19	TREAS NOTE	U.S. Treasury	1.375	02/29/20			3,000,000.00	98.699	2,960,976.56	2,984,906.85	99.781	2,993,437.50	152		2.604	2.604
3133XP50	01/18/19	AGCY BULET	FHLB	4.125	03/13/20			4,500,000.00	101.688	4,575,946.50	4,529,949.89	101.022	4,545,970.65	165		2.627	2.627
89233GCS3	09/03/19	CP - DISC	Toyota Mtr Cr		03/26/20			2,000,000.00	98.878	1,977,563.89	1,980,628.34	99.001	1,980,024.40	178		1.992	1.992
912828X21	02/08/19	TREAS NOTE	U.S. Treasury	1.500	04/15/20			5,000,000.00	98.805	4,940,234.38	4,972,584.45	99.805	4,990,234.50	198		2.533	2.533
912828ND8	02/27/19	TREAS NOTE	U.S. Treasury	3.500	05/15/20			5,000,000.00	101.156	5,057,812.50	5,029,926.95	101.008	5,050,390.50	228		2.524	2.524
78009AEV2	09/30/19	CP - DISC	Royal Bank of Canada		05/29/20			2,500,000.00	98.696	2,467,397.22	2,467,531.95	98.682	2,467,061.00	242		1.966	1.966
912828XU9	02/28/19	TREAS NOTE	U.S. Treasury	1.500	06/15/20			3,000,000.00	98.680	2,960,390.63	2,978,303.43	99.750	2,992,508.70	259		2.543	2.543
3130AH2K8	09/11/19	AGCY CALL	FHLB	2.050	09/10/20	12/10/2019	QRTLY	4,000,000.00	99.990	3,999,600.00	3,999,622.24	100.002	4,000,063.60	346	71	2.060	2.060
3130AGZE8	09/03/19	AGCY CALL	FHLB	2.050	02/26/21	11/26/2019	QRTLY	3,000,000.00	100.000	3,000,000.00	3,000,000.00	99.770	2,993,111.10	515	57	2.050	2.050
<b>Total for Pooled Funds</b>								<b>87,372,579.68</b>	<b>99.652</b>	<b>87,066,102.43</b>	<b>87,282,326.73</b>	<b>100.019</b>	<b>87,387,682.58</b>	<b>132</b>		<b>2.385</b>	<b>2.385</b>
<b>Total for Town of Addison</b>								<b>87,372,579.68</b>	<b>99.652</b>	<b>87,066,102.43</b>	<b>87,282,326.73</b>	<b>100.019</b>	<b>87,387,682.58</b>	<b>132</b>		<b>2.385</b>	<b>2.385</b>

CUSIP	Security Type	Security Description	06/30/19 Book Value	Cost of Purchases	Maturities / Calls / Sales	Amortization / Accretion	Realized Gain/(Loss)	09/30/19 Book Value	06/30/19 Market Value	09/30/19 Market Value	Change in Mkt Value
<b>Pooled Funds</b>											
CASH	BANK DEP	Cash	0.00	5,000,000.00	(5,000,000.00)	0.00	0.00	0.00	0.00	0.00	0.00
TEXPOOL	LGIP	TexPool	4,811,896.53	27,239.79	0.00	0.00	0.00	4,839,136.32	4,811,896.53	4,839,136.32	27,239.79
TEXSTAR	LGIP	TexSTAR	10,033,357.06	2,734,895.07	(3,981,749.90)	0.00	0.00	8,786,502.23	10,033,357.06	8,786,502.23	(1,246,854.83)
78009BUK6	CP - DISC	Royal Bank of Canada 0.000 07/19/19	2,995,740.00	0.00	(3,000,000.00)	4,260.00	0.00	0.00	2,995,787.70	0.00	(2,995,787.70)
CD-8603	CD	East West Bk CD 0.950 07/28/19	5,140,934.20	3,613.96	(5,144,548.16)	0.00	0.00	0.00	5,140,934.20	0.00	(5,140,934.20)
89233HUW2	CP - DISC	Toyota Mtr Cr 0.000 07/30/19	1,995,392.22	0.00	(2,000,000.00)	4,607.78	0.00	0.00	1,995,857.80	0.00	(1,995,857.80)
CD-8019	CD	East West Bk CD 2.690 08/12/19	5,051,481.87	15,659.71	(5,067,141.58)	0.00	0.00	0.00	5,051,481.87	0.00	(5,051,481.87)
912828TN0	TREAS NOTE	U.S. Treasury 1.000 08/31/19	4,988,438.90	0.00	(5,000,000.00)	11,561.10	0.00	0.00	4,989,368.50	0.00	(4,989,368.50)
48306BWA9	CP - DISC	Kaiser Foundation Hospital 0.000 09/10/19	3,980,672.24	0.00	(4,000,000.00)	19,327.76	0.00	0.00	3,978,778.40	0.00	(3,978,778.40)
3135G0ZG1	AGCY BULET	FNMA 1.750 09/12/19	1,996,346.64	0.00	(2,000,000.00)	3,653.36	0.00	0.00	1,997,951.00	0.00	(1,997,951.00)
912828F39	TREAS NOTE	U.S. Treasury 1.750 09/30/19	2,495,397.38	0.00	(2,500,000.00)	4,602.62	0.00	0.00	2,497,461.00	0.00	(2,497,461.00)
64105SXF0	CP - DISC	Nestle Finance Intl Ltd 0.000 10/15/19	2,976,680.01	0.00	0.00	20,239.98	0.00	2,996,919.99	2,979,326.40	2,997,474.90	18,148.50
912828T59	TREAS NOTE	U.S. Treasury 1.000 10/15/19	2,489,056.90	0.00	0.00	9,497.78	0.00	2,498,554.68	2,491,992.25	2,498,949.25	6,957.00
3130ACM92	AGCY BULET	FHLB 1.500 10/21/19	1,992,499.66	0.00	0.00	6,136.64	0.00	1,998,636.30	1,995,694.20	1,999,618.80	3,924.60
66844DXM9	CP - DISC	Northwestern Univ 0.000 10/21/19	0.00	2,983,609.17	0.00	12,707.49	0.00	2,996,316.66	0.00	2,996,250.00	2,996,250.00
91514BGE7	CP - INT	Univ of TX 2.730 11/05/19	2,000,000.00	0.00	0.00	0.00	0.00	2,000,000.00	2,000,960.00	2,000,280.00	(680.00)
3130AA3R7	AGCY BULET	FHLB 1.375 11/15/19	3,484,899.81	0.00	0.00	10,141.92	0.00	3,495,041.73	3,490,431.00	3,497,608.10	7,177.10
912828U73	TREAS NOTE	U.S. Treasury 1.375 12/15/19	2,983,904.07	0.00	0.00	8,867.22	0.00	2,992,771.29	2,990,625.00	2,996,835.90	6,210.90
46640QZT1	CP - DISC	J.P.Morgan Sec 0.000 12/27/19	2,468,426.40	0.00	0.00	16,227.78	0.00	2,484,654.18	2,471,360.25	2,487,576.00	16,215.75
CD-8603-1	CD	East West Bk CD 2.250 01/28/20	0.00	5,165,202.29	0.00	0.00	0.00	5,165,202.29	0.00	5,165,202.29	5,165,202.29
9128283S7	TREAS NOTE	U.S. Treasury 2.000 01/31/20	2,991,300.57	0.00	0.00	3,748.65	0.00	2,995,049.22	2,998,828.20	3,000,820.20	1,992.00
3130ADN32	AGCY BULET	FHLB 2.125 02/11/20	2,992,466.73	0.00	0.00	3,078.45	0.00	2,995,545.18	3,001,577.40	3,002,200.20	622.80
CD-8019-1	CD	East West Bk CD 2.100 02/12/20	0.00	5,081,738.84	0.00	0.00	0.00	5,081,738.84	0.00	5,081,738.84	5,081,738.84
912828MP2	TREAS NOTE	U.S. Treasury 3.625 02/15/20	4,021,413.48	0.00	0.00	(8,609.76)	0.00	4,012,803.72	4,037,500.00	4,024,687.60	(12,812.40)
912828J50	TREAS NOTE	U.S. Treasury 1.375 02/29/20	2,975,854.77	0.00	0.00	9,052.08	0.00	2,984,906.85	2,986,523.40	2,993,437.50	6,914.10
3133XXP50	AGCY BULET	FHLB 4.125 03/13/20	4,546,416.15	0.00	0.00	(16,466.26)	0.00	4,529,949.89	4,565,098.80	4,545,970.65	(19,128.15)
89233GCS3	CP - DISC	Toyota Mtr Cr 0.000 03/26/20	0.00	1,977,563.89	0.00	3,064.45	0.00	1,980,628.34	0.00	1,980,024.40	1,980,024.40
912828X21	TREAS NOTE	U.S. Treasury 1.500 04/15/20	4,959,930.15	0.00	0.00	12,654.30	0.00	4,972,584.45	4,979,101.50	4,990,234.50	11,133.00
912828ND8	TREAS NOTE	U.S. Treasury 3.500 05/15/20	5,041,829.35	0.00	0.00	(11,902.40)	0.00	5,029,926.95	5,063,867.00	5,050,390.50	(13,476.50)
78009AEV2	CP - DISC	Royal Bank of Canada 0.000 05/29/20	0.00	2,467,397.22	0.00	134.73	0.00	2,467,531.95	0.00	2,467,061.00	2,467,061.00
912828XU9	TREAS NOTE	U.S. Treasury 1.500 06/15/20	2,970,635.82	0.00	0.00	7,667.61	0.00	2,978,303.43	2,986,640.40	2,992,508.70	5,868.30
3130AH2K8	AGCY CALL	FHLB 2.050 09/10/20	0.00	3,999,600.00	0.00	22.24	0.00	3,999,622.24	0.00	4,000,063.60	4,000,063.60
3130AGZE8	AGCY CALL	FHLB 2.050 02/26/21	0.00	3,000,000.00	0.00	0.00	0.00	3,000,000.00	0.00	2,993,111.10	2,993,111.10

CUSIP	Security Type	Security Description	06/30/19 Book Value	Cost of Purchases	Maturities / Calls / Sales	Amortization / Accretion	Realized Gain/(Loss)	09/30/19 Book Value	06/30/19 Market Value	09/30/19 Market Value	Change in Mkt Value
<hr/>											
<b>Total for Pooled Funds</b>			92,384,970.91	32,456,519.94	(37,693,439.64)	134,275.52	0.00	87,282,326.73	92,532,399.86	87,387,682.58	(5,144,717.28)
<hr/>											
<b>Total for Town of Addison</b>			92,384,970.91	32,456,519.94	(37,693,439.64)	134,275.52	0.00	87,282,326.73	92,532,399.86	87,387,682.58	(5,144,717.28)



CUSIP	Security Type	Security Description	Beg. Accrued	Interest Earned	Interest Rec'd / Sold / Matured	Interest Purchased	Ending Accrued	Disc Accr / Prem Amort	Net Income
<b>Pooled Funds</b>									
TEXPOOL	LGIP	TexPool	0.00	27,239.79	27,239.79	0.00	0.00	0.00	27,239.79
TEXSTAR	LGIP	TexSTAR	0.00	53,145.17	53,145.17	0.00	0.00	0.00	53,145.17
78009BUK6	CP - DISC	Royal Bank of Canada 0.000 07/19/19	0.00	0.00	0.00	0.00	0.00	4,260.00	4,260.00
CD-8603	CD	East West Bk CD 0.950 07/28/19	133.81	3,480.15	3,613.96	0.00	0.00	0.00	3,480.15
89233HUW2	CP - DISC	Toyota Mtr Cr 0.000 07/30/19	0.00	0.00	0.00	0.00	0.00	4,607.78	4,607.78
CD-8019	CD	East West Bk CD 2.690 08/12/19	372.29	15,287.42	15,659.71	0.00	0.00	0.00	15,287.42
912828TN0	TREAS NOTE	U.S. Treasury 1.000 08/31/19	16,711.96	8,288.04	25,000.00	0.00	0.00	11,561.10	19,849.14
48306BWA9	CP - DISC	Kaiser Foundation Hospital 0.000 09/10/19	0.00	0.00	0.00	0.00	0.00	19,327.76	19,327.76
3135G0ZG1	AGCY BULET	FNMA 1.750 09/12/19	10,597.22	6,902.78	17,500.00	0.00	0.00	3,653.36	10,556.14
912828F39	TREAS NOTE	U.S. Treasury 1.750 09/30/19	10,997.27	10,877.73	21,875.00	0.00	0.00	4,602.62	15,480.35
64106SXF0	CP - DISC	Nestle Finance Intl Ltd 0.000 10/15/19	0.00	0.00	0.00	0.00	0.00	20,239.98	20,239.98
912828T59	TREAS NOTE	U.S. Treasury 1.000 10/15/19	5,259.56	6,284.16	0.00	0.00	11,543.72	9,497.78	15,781.94
3130ACM92	AGCY BULET	FHLB 1.500 10/21/19	5,833.33	7,500.00	0.00	0.00	13,333.33	6,136.64	13,636.64
66844DXM9	CP - DISC	Northwestern Univ 0.000 10/21/19	0.00	0.00	0.00	0.00	0.00	12,707.49	12,707.49
91514BGE7	CP - INT	Univ of TX 2.730 11/05/19	21,688.33	13,953.34	0.00	0.00	35,641.67	0.00	13,953.34
3130AA3R7	AGCY BULET	FHLB 1.375 11/15/19	6,149.31	12,031.25	0.00	0.00	18,180.56	10,141.92	22,173.17
912828U73	TREAS NOTE	U.S. Treasury 1.375 12/15/19	1,803.28	10,368.85	0.00	0.00	12,172.13	8,867.22	19,236.07
46640QZT1	CP - DISC	J.P.Morgan Sec 0.000 12/27/19	0.00	0.00	0.00	0.00	0.00	16,227.78	16,227.78
CD-8603-1	CD	East West Bk CD 2.250 01/28/20	0.00	20,972.53	20,654.13	0.00	318.40	0.00	20,972.53
9128283S7	TREAS NOTE	U.S. Treasury 2.000 01/31/20	25,027.62	15,081.08	30,000.00	0.00	10,108.70	3,748.65	18,829.73
3130ADN32	AGCY BULET	FHLB 2.125 02/11/20	24,791.67	15,937.50	31,875.00	0.00	8,854.17	3,078.45	19,015.95
CD-8019-1	CD	East West Bk CD 2.100 02/12/20	0.00	14,889.63	14,597.26	0.00	292.37	0.00	14,889.63
912828MP2	TREAS NOTE	U.S. Treasury 3.625 02/15/20	54,475.14	36,543.88	72,500.00	0.00	18,519.02	(8,609.76)	27,934.12
912828J50	TREAS NOTE	U.S. Treasury 1.375 02/29/20	13,787.36	10,350.69	20,625.00	0.00	3,513.05	9,052.08	19,402.77
3133XXP50	AGCY BULET	FHLB 4.125 03/13/20	55,687.50	46,406.25	92,812.50	0.00	9,281.25	(16,466.26)	29,939.99
89233GCS3	CP - DISC	Toyota Mtr Cr 0.000 03/26/20	0.00	0.00	0.00	0.00	0.00	3,064.45	3,064.45
912828X21	TREAS NOTE	U.S. Treasury 1.500 04/15/20	15,778.69	18,852.46	0.00	0.00	34,631.15	12,654.30	31,506.76
912828ND8	TREAS NOTE	U.S. Treasury 3.500 05/15/20	22,350.54	43,750.00	0.00	0.00	66,100.54	(11,902.40)	31,847.60
78009AEV2	CP - DISC	Royal Bank of Canada 0.000 05/29/20	0.00	0.00	0.00	0.00	0.00	134.73	134.73
912828XU9	TREAS NOTE	U.S. Treasury 1.500 06/15/20	1,967.21	11,311.48	0.00	0.00	13,278.69	7,667.61	18,979.09
3130AH2K8	AGCY CALL	FHLB 2.050 09/10/20	0.00	4,555.55	0.00	(227.78)	4,783.33	22.24	4,577.79
3130AGZE8	AGCY CALL	FHLB 2.050 02/26/21	0.00	4,783.33	0.00	(512.50)	5,295.83	0.00	4,783.33
<b>Total for Pooled Funds</b>			<b>293,412.09</b>	<b>418,793.06</b>	<b>447,097.52</b>	<b>(740.28)</b>	<b>265,847.91</b>	<b>134,275.52</b>	<b>553,068.58</b>

CUSIP	Security Type	Security Description	Beg. Accrued	Interest Earned	Interest Rec'd / Sold / Matured	Interest Purchased	Ending Accrued	Disc Accr / Prem Amort	Net Income
<b>Total for Town of Addison</b>			293,412.09	418,793.06	447,097.52	(740.28)	265,847.91	134,275.52	553,068.58

Trade Date	Settle Date	CUSIP	Security Type	Security Description	Coupon	Mty Date	Call Date	Par Value	Price	Principal Amount	Int Purchased / Received	Total Amount	Realized Gain / Loss	YTM	YTW
<b>Pooled Funds</b>															
<b>Maturities</b>															
07/19/19	07/19/19	78009BUK6	CP - DISC	Royal Bank of Canada		07/19/19		3,000,000.00	100.000	3,000,000.00	0.00	3,000,000.00		2.901	
07/28/19	07/28/19	CD-8603	CD	East West Bk CD	0.950	07/28/19		5,144,548.16	100.000	5,144,548.16	0.00	5,144,548.16		0.950	
07/30/19	07/30/19	89233HUW2	CP - DISC	Toyota Mtr Cr		07/30/19		2,000,000.00	100.000	2,000,000.00	0.00	2,000,000.00		2.922	
08/12/19	08/12/19	CD-8019	CD	East West Bk CD	2.690	08/12/19		5,067,141.58	100.000	5,067,141.58	0.00	5,067,141.58		2.690	
08/31/19	08/31/19	912828TN0	TREAS NOTE	U.S. Treasury	1.000	08/31/19		5,000,000.00	100.000	5,000,000.00	0.00	5,000,000.00		2.412	
09/10/19	09/10/19	48306BWA9	CP - DISC	Kaiser Foundation Hospital		09/10/19		4,000,000.00	100.000	4,000,000.00	0.00	4,000,000.00		2.466	
09/12/19	09/12/19	3135G0ZG1	AGCY BULET	FNMA	1.750	09/12/19		2,000,000.00	100.000	2,000,000.00	0.00	2,000,000.00		2.689	
09/30/19	09/30/19	912828F39	TREAS NOTE	U.S. Treasury	1.750	09/30/19		2,500,000.00	100.000	2,500,000.00	0.00	2,500,000.00		2.500	
<b>Total for: Maturities</b>								<b>28,711,689.74</b>		<b>28,711,689.74</b>	<b>0.00</b>	<b>28,711,689.74</b>		<b>2.320</b>	
<b>Purchases</b>															
07/23/19	07/24/19	66844DXM9	CP - DISC	Northwestern Univ		10/21/19		3,000,000.00	99.454	2,983,609.17	0.00	2,983,609.17		2.222	2.222
07/28/19	07/28/19	CD-8603-1	CD	East West Bk CD	2.250	01/28/20		5,144,548.16	100.000	5,144,548.16	0.00	5,144,548.16		2.250	2.250
08/12/19	08/12/19	CD-8019-1	CD	East West Bk CD	2.100	02/12/20		5,067,141.58	100.000	5,067,141.58	0.00	5,067,141.58		2.100	2.100
08/29/19	09/03/19	3130AGZE8	AGCY CALL	FHLB	2.050	02/26/21	11/26/19	3,000,000.00	100.000	3,000,000.00	512.50	3,000,512.50		2.050	2.050
08/30/19	09/03/19	89233GCS3	CP - DISC	Toyota Mtr Cr		03/26/20		2,000,000.00	98.878	1,977,563.89	0.00	1,977,563.89		1.992	1.992
09/10/19	09/11/19	3130AH2K8	AGCY CALL	FHLB	2.050	09/10/20	12/10/19	4,000,000.00	99.990	3,999,600.00	227.78	3,999,827.78		2.060	2.060
09/27/19	09/30/19	78009AEV2	CP - DISC	Royal Bank of Canada		05/29/20		2,500,000.00	98.696	2,467,397.22	0.00	2,467,397.22		1.966	1.966
<b>Total for: Purchases</b>								<b>24,711,689.74</b>		<b>24,639,860.02</b>	<b>740.28</b>	<b>24,640,600.30</b>		<b>2.111</b>	<b>2.111</b>
<b>Income Payments</b>															
07/28/19	07/28/19	CD-8603	CD	East West Bk CD	0.950	07/28/19				0.00	3,613.96	3,613.96			
07/31/19	07/31/19	9128283S7	TREAS NOTE	U.S. Treasury	2.000	01/31/20				0.00	30,000.00	30,000.00			
07/31/19	07/31/19	CD-8019	CD	East West Bk CD	2.690	08/12/19				0.00	11,553.67	11,553.67			
07/31/19	07/31/19	CD-8603-1	CD	East West Bk CD	2.250	01/28/20				0.00	1,268.64	1,268.64			
08/12/19	08/11/19	3130ADN32	AGCY BULET	FHLB	2.125	02/11/20				0.00	31,875.00	31,875.00			
08/12/19	08/12/19	CD-8019	CD	East West Bk CD	2.690	08/12/19				0.00	4,106.04	4,106.04			
08/12/19	08/12/19	CD-8019	CD	East West Bk CD	2.690	08/12/19				0.00	371.63	371.63			
08/12/19	08/12/19	CD-8019	CD	East West Bk CD	2.690	08/12/19				0.00	(371.63)	(371.63)			
08/15/19	08/15/19	912828MP2	TREAS NOTE	U.S. Treasury	3.625	02/15/20				0.00	72,500.00	72,500.00			

Trade Date	Settle Date	CUSIP	Security Type	Security Description	Coupon	Mty Date	Call Date	Par Value	Price	Principal Amount	Int Purchased / Received	Total Amount	Realized Gain / Loss	YTM	YTW
<b>Pooled Funds</b>															
<b>Income Payments</b>															
08/31/19	08/31/19	CD-8603-1	CD	East West Bk CD	2.250	01/28/20				0.00	9,842.53	9,842.53			
08/31/19	08/31/19	CD-8019-1	CD	East West Bk CD	2.100	02/12/20				0.00	5,833.87	5,833.87			
09/03/19	08/31/19	912828J50	TREAS NOTE	U.S. Treasury	1.375	02/29/20				0.00	20,625.00	20,625.00			
09/03/19	08/31/19	912828TN0	TREAS NOTE	U.S. Treasury	1.000	08/31/19				0.00	25,000.00	25,000.00			
09/12/19	09/12/19	3135G0ZG1	AGCY BULET	FNMA	1.750	09/12/19				0.00	17,500.00	17,500.00			
09/13/19	09/13/19	3133XXP50	AGCY BULET	FHLB	4.125	03/13/20				0.00	92,812.50	92,812.50			
09/30/19	09/30/19	912828F39	TREAS NOTE	U.S. Treasury	1.750	09/30/19				0.00	21,875.00	21,875.00			
09/30/19	09/30/19	CD-8019-1	CD	East West Bk CD	2.100	02/12/20				0.00	8,763.39	8,763.39			
09/30/19	09/30/19	CD-8603-1	CD	East West Bk CD	2.250	01/28/20				0.00	9,542.96	9,542.96			
<b>Total for: Income Payments</b>										<b>0.00</b>	<b>366,712.56</b>	<b>366,712.56</b>			
<b>Capitalized Interest</b>															
07/28/19	07/28/19	CD-8603	CD	East West Bk CD	0.950	07/28/19		3,613.96	100.000	3,613.96	0.00	3,613.96			
07/31/19	07/31/19	CD-8019	CD	East West Bk CD	2.690	08/12/19		11,553.67	100.000	11,553.67	0.00	11,553.67			
07/31/19	07/31/19	CD-8603-1	CD	East West Bk CD	2.250	01/28/20		1,268.64	100.000	1,268.64	0.00	1,268.64			
08/12/19	08/12/19	CD-8019	CD	East West Bk CD	2.690	08/12/19		4,106.04	100.000	4,106.04	0.00	4,106.04			
08/31/19	08/31/19	CD-8603-1	CD	East West Bk CD	2.250	01/28/20		9,842.53	100.000	9,842.53	0.00	9,842.53			
08/31/19	08/31/19	CD-8019-1	CD	East West Bk CD	2.100	02/12/20		5,833.87	100.000	5,833.87	0.00	5,833.87			
09/30/19	09/30/19	CD-8019-1	CD	East West Bk CD	2.100	02/12/20		8,763.39	100.000	8,763.39	0.00	8,763.39			
09/30/19	09/30/19	CD-8603-1	CD	East West Bk CD	2.250	01/28/20		9,542.96	100.000	9,542.96	0.00	9,542.96			
<b>Total for: Capitalized Interest</b>								<b>54,525.06</b>	<b>54,525.06</b>	<b>0.00</b>	<b>54,525.06</b>				

Trade Date	Settle Date	CUSIP	Security Type	Security Description	Coupon	Mty Date	Call Date	Par Value	Price	Principal Amount	Int Purchased / Received	Total Amount	Realized Gain / Loss	YTM	YTW
------------	-------------	-------	---------------	----------------------	--------	----------	-----------	-----------	-------	------------------	--------------------------	--------------	----------------------	-----	-----

**Total for All Portfolios**

Transaction Type	Quantity	Total Amount	Realized G/L	YTM	YTW
Total Maturities	28,711,689.74	28,711,689.74		2.320	
Total Purchases	24,711,689.74	24,640,600.30		2.111	2.111
Total Income Payments	0.00	366,712.56			
Total Capitalized Interest	54,525.06	54,525.06			

CUSIP	Settle Date	Security Type	Security Description	Next Call Date	Purchase Qty	Orig Price	Original Cost	Amrt/Accr for Period	Total Amrt/Accr Since Purch	Remaining Disc / Prem	Book Value
<b>Pooled Funds</b>											
78009BUK6	10/26/18	CP - DISC	Royal Bank of Canada 0.000 07/19/19		0.00	97.902	0.00	4,260.00	0.00	0.00	0.00
CD-8603	07/28/16	CD	East West Bk CD 0.950 07/28/19		0.00	100.000	0.00	0.00	0.00	0.00	0.00
89233HUW2	11/05/18	CP - DISC	Toyota Mtr Cr 0.000 07/30/19		0.00	97.879	0.00	4,607.78	0.00	0.00	0.00
CD-8019	02/12/19	CD	East West Bk CD 2.690 08/12/19		0.00	100.000	0.00	0.00	0.00	0.00	0.00
912828TN0	06/08/18	TREAS NOTE	U.S. Treasury 1.000 08/31/19		0.00	98.301	0.00	11,561.10	0.00	0.00	0.00
48306BWA9	06/05/19	CP - DISC	Kaiser Foundation Hospital 0.000 09/10/19		0.00	99.340	0.00	19,327.76	0.00	0.00	0.00
3135G0ZG1	10/26/18	AGCY BULET	FNMA 1.750 09/12/19		0.00	99.190	0.00	3,653.36	0.00	0.00	0.00
912828F39	08/15/18	TREAS NOTE	U.S. Treasury 1.750 09/30/19		0.00	99.172	0.00	4,602.62	0.00	0.00	0.00
64105SXF0	02/13/19	CP - DISC	Nestle Finance Intl Ltd 0.000 10/15/19		3,000,000.00	98.211	2,946,320.00	20,239.98	50,599.99	3,080.01	2,996,919.99
912828T59	09/07/18	TREAS NOTE	U.S. Treasury 1.000 10/15/19		2,500,000.00	98.344	2,458,593.75	9,497.78	39,960.93	1,445.32	2,498,554.68
3130ACM92	11/05/18	AGCY BULET	FHLB 1.500 10/21/19		2,000,000.00	98.827	1,976,548.00	6,136.64	22,088.30	1,363.70	1,998,636.30
66844DXM9	07/24/19	CP - DISC	Northwestern Univ 0.000 10/21/19		3,000,000.00	99.454	2,983,609.17	12,707.49	12,707.49	3,683.34	2,996,316.66
91514BGE7	02/11/19	CP - INT	Univ of TX 2.730 11/05/19		2,000,000.00	100.000	2,000,000.00	0.00	0.00	0.00	2,000,000.00
3130AA3R7	08/31/18	AGCY BULET	FHLB 1.375 11/15/19		3,500,000.00	98.614	3,451,490.00	10,141.92	43,551.73	4,958.27	3,495,041.73
912828U73	01/25/19	TREAS NOTE	U.S. Treasury 1.375 12/15/19		3,000,000.00	98.961	2,968,828.13	8,867.22	23,943.16	7,228.71	2,992,771.29
46640QZT1	04/02/19	CP - DISC	J.P.Morgan Sec 0.000 12/27/19		2,500,000.00	98.102	2,452,551.39	16,227.78	32,102.79	15,345.82	2,484,654.18
CD-8603-1	07/28/19	CD	East West Bk CD 2.250 01/28/20		5,165,202.29	100.000	5,165,202.29	0.00	0.00	0.00	5,165,202.29
912828S37	03/21/19	TREAS NOTE	U.S. Treasury 2.000 01/31/20		3,000,000.00	99.570	2,987,109.38	3,748.65	7,939.84	4,950.78	2,995,049.22
3130ADN32	03/20/19	AGCY BULET	FHLB 2.125 02/11/20		3,000,000.00	99.634	2,989,020.00	3,078.45	6,525.18	4,454.82	2,995,545.18
CD-8019-1	08/12/19	CD	East West Bk CD 2.100 02/12/20		5,081,738.84	100.000	5,081,738.84	0.00	0.00	0.00	5,081,738.84
912828MP2	12/17/18	TREAS NOTE	U.S. Treasury 3.625 02/15/20		4,000,000.00	100.988	4,039,531.25	(8,609.76)	(26,727.53)	(12,803.72)	4,012,803.72
912828J50	01/30/19	TREAS NOTE	U.S. Treasury 1.375 02/29/20		3,000,000.00	98.699	2,960,976.56	9,052.08	23,930.29	15,093.15	2,984,906.85
3133XXP50	01/18/19	AGCY BULET	FHLB 4.125 03/13/20		4,500,000.00	101.688	4,575,946.50	(16,466.26)	(45,996.61)	(29,949.89)	4,529,949.89
89233GCS3	09/03/19	CP - DISC	Toyota Mtr Cr 0.000 03/26/20		2,000,000.00	98.878	1,977,563.89	3,064.45	3,064.45	19,371.66	1,980,628.34
912828X21	02/08/19	TREAS NOTE	U.S. Treasury 1.500 04/15/20		5,000,000.00	98.805	4,940,234.38	12,654.30	32,350.07	27,415.55	4,972,584.45
912828ND8	02/27/19	TREAS NOTE	U.S. Treasury 3.500 05/15/20		5,000,000.00	101.156	5,057,812.50	(11,902.40)	(27,885.55)	(29,926.95)	5,029,926.95
78009AEV2	09/30/19	CP - DISC	Royal Bank of Canada 0.000 05/29/20		2,500,000.00	98.696	2,467,397.22	134.73	134.73	32,468.05	2,467,531.95
912828XU9	02/28/19	TREAS NOTE	U.S. Treasury 1.500 06/15/20		3,000,000.00	98.680	2,960,390.63	7,667.61	17,912.80	21,696.57	2,978,303.43
3130AH2K8	09/11/19	AGCY CALL	FHLB 2.050 09/10/20	12/10/19	4,000,000.00	99.990	3,999,600.00	22.24	22.24	377.76	3,999,622.24
3130AGZE8	09/03/19	AGCY CALL	FHLB 2.050 02/26/21	11/26/19	3,000,000.00	100.000	3,000,000.00	0.00	0.00	0.00	3,000,000.00
<b>Total for Pooled Funds</b>					<b>73,746,941.13</b>		<b>73,440,463.88</b>	<b>134,275.52</b>	<b>216,224.30</b>	<b>90,252.95</b>	<b>73,656,688.18</b>

CUSIP	Settle Date	Security Type	Security Description	Next Call Date	Purchase Qty	Orig Price	Original Cost	Amrt/Accr for Period	Total Amrt/Accr Since Purch	Remaining Disc / Prem	Book Value
<b>Total for Town of Addison</b>					<b>73,746,941.13</b>	<b>73,440,463.88</b>	<b>134,275.52</b>	<b>216,224.30</b>	<b>90,252.95</b>	<b>73,656,688.18</b>	

CUSIP	Security Type	Security Description	Pay Date	Interest	Principal	Total Amount
<b>Pooled Funds</b>						
64105SXF0	CP - DISC	Nestle Finance Intl Ltd 0.000 10/15/19	10/15/19	0.00	3,000,000.00	3,000,000.00
912828T59	TREAS NOTE	U.S. Treasury 1.000 10/15/19	10/15/19	12,500.00	2,500,000.00	2,512,500.00
912828X21	TREAS NOTE	U.S. Treasury 1.500 04/15/20	10/15/19	37,500.00	0.00	37,500.00
3130ACM92	AGCY BULET	FHLB 1.500 10/21/19	10/21/19	15,000.00	2,000,000.00	2,015,000.00
66844DXM9	CP - DISC	Northwestern Univ 0.000 10/21/19	10/21/19	0.00	3,000,000.00	3,000,000.00
CD-8019-1	CD	East West Bk CD 2.100 02/12/20	10/31/19	8,893.04	0.00	8,893.04
CD-8603-1	CD	East West Bk CD 2.250 01/28/20	10/31/19	9,684.75	0.00	9,684.75
91514BGE7	CP - INT	Univ of TX 2.730 11/05/19	11/05/19	40,950.00	2,000,000.00	2,040,950.00
3130AA3R7	AGCY BULET	FHLB 1.375 11/15/19	11/15/19	24,062.50	3,500,000.00	3,524,062.50
912828ND8	TREAS NOTE	U.S. Treasury 3.500 05/15/20	11/15/19	87,500.00	0.00	87,500.00
CD-8019-1	CD	East West Bk CD 2.100 02/12/20	11/30/19	8,893.04	0.00	8,893.04
CD-8603-1	CD	East West Bk CD 2.250 01/28/20	11/30/19	9,684.75	0.00	9,684.75
912828U73	TREAS NOTE	U.S. Treasury 1.375 12/15/19	12/15/19	20,625.00	3,000,000.00	3,020,625.00
912828XU9	TREAS NOTE	U.S. Treasury 1.500 06/15/20	12/15/19	22,500.00	0.00	22,500.00
46640QZT1	CP - DISC	J.P.Morgan Sec 0.000 12/27/19	12/27/19	0.00	2,500,000.00	2,500,000.00
CD-8019-1	CD	East West Bk CD 2.100 02/12/20	12/31/19	8,893.04	0.00	8,893.04
CD-8603-1	CD	East West Bk CD 2.250 01/28/20	12/31/19	9,684.75	0.00	9,684.75
CD-8603-1	CD	East West Bk CD 2.250 01/28/20	01/28/20	8,915.28	5,165,202.29	5,174,117.57
CD-8019-1	CD	East West Bk CD 2.100 02/12/20	01/31/20	8,893.04	0.00	8,893.04
9128283S7	TREAS NOTE	U.S. Treasury 2.000 01/31/20	01/31/20	30,000.00	3,000,000.00	3,030,000.00
3130ADN32	AGCY BULET	FHLB 2.125 02/11/20	02/11/20	31,875.00	3,000,000.00	3,031,875.00
CD-8019-1	CD	East West Bk CD 2.100 02/12/20	02/12/20	3,508.48	5,081,738.84	5,085,247.32
912828MP2	TREAS NOTE	U.S. Treasury 3.625 02/15/20	02/15/20	72,500.00	4,000,000.00	4,072,500.00
3130AGZE8	AGCY CALL	FHLB 2.050 02/26/21	02/26/20	30,066.66	0.00	30,066.66
912828J50	TREAS NOTE	U.S. Treasury 1.375 02/29/20	02/29/20	20,625.00	3,000,000.00	3,020,625.00
3130AH2K8	AGCY CALL	FHLB 2.050 09/10/20	03/10/20	41,000.00	0.00	41,000.00
3133XXP50	AGCY BULET	FHLB 4.125 03/13/20	03/13/20	92,812.50	4,500,000.00	4,592,812.50
89233GCS3	CP - DISC	Toyota Mtr Cr 0.000 03/26/20	03/26/20	0.00	2,000,000.00	2,000,000.00
<b>Total for Pooled Funds</b>				<b>656,566.83</b>	<b>51,246,941.13</b>	<b>51,903,507.96</b>





**Town of Addison**  
**Projected Cash Flows**  
*Cash Flows for next 180 days from 09/30/2019*

CUSIP	Security Type	Security Description	Pay Date	Interest	Principal	Total Amount
-------	---------------	----------------------	----------	----------	-----------	--------------

**Total for All Portfolios**

	October 2019	83,577.79	10,500,000.00	10,583,577.79		
	November 2019	171,090.29	5,500,000.00	5,671,090.29		
	December 2019	61,702.79	5,500,000.00	5,561,702.79		
	January 2020	47,808.32	8,165,202.29	8,213,010.61		
	February 2020	158,575.14	15,081,738.84	15,240,313.98		
	March 2020	133,812.50	6,500,000.00	6,633,812.50		
<b>Total Projected Cash Flows for Town of Addison</b>				<b>656,566.83</b>	<b>51,246,941.13</b>	<b>51,903,507.96</b>