

Town of Addison



For the Quarter Ended

March 31, 2019

Report Name

Certification Page

Executive Summary

Benchmark Comparison

Detail of Security Holdings

Change in Value

Earned Income

Investment Transactions

Amortization and Accretion

Projected Fixed Income Cash Flows

MARKET RECAP - MARCH 2019:

Fixed income investors and the Fed finally threw in the towel on rate hikes, succumbing to signs of a global economic slowdown, even as most domestic economic data continued to paint a mixed picture. The 35 day government shutdown earlier in the year has wreaked havoc on much of the data. In addition to delayed release schedules and problematic seasonal adjustments, it's apparent that the shutdown had a negative impact on economic activity in December and January, and that February and March are enjoying a bit of a snapback. The first release of Q4 2018 GDP showed the economy expanded at a +2.6% annualized pace. However, downward revisions to December retail sales pushed the final Q4 GDP measure down to +2.2%. February's headline retail sales fell by -0.2%, well below the expected +0.2% advance, although a positive revision to January eased the disappointment. The ISM manufacturing data also fell short of expectations as the February reading slid to 54.2, the weakest in two years. On the other hand, the ISM non-manufacturing (service sector) index jumped to 59.7 in February, within 1.6 points of an all-time high. The new orders component surged to 64.7, the highest reading in three decades of record keeping.

The February employment report only added to the confusion as nonfarm payrolls rose by a meager +20k, ridiculously short of the +180k median forecast. Meanwhile, January's gain was revised upward to +311k. So, February was really bad and January was really good. The two-month average is a solid +165k, while the five-month average is still a very strong +206k. The unemployment rate slipped back to 3.8%, just a tenth higher than the 49-year low point in September. Average hourly earnings advanced to a +3.4% year-over-year pace, the fastest wage growth in a decade. In short, the job market remains quite healthy by most any measure. Housing data was mixed, an adjective that could be used to describe much of the economic data released during March. Importantly, inflation remains well contained and the upward trend seen through the first half of last year has been stymied. The headline consumer price index slipped to +1.5% year-over-year, the lowest since September 2016. Core CPI fell to +2.1%, while the Fed's preferred measure, core PCE, is running at a +1.8% pace.

The Fed has taken notice of the moderating inflation trends with Chair Powell acknowledging the FOMC has failed to attain its inflation objectives. With economic growth sputtering and inflation trending lower, the Fed has made a complete about-face. Recall that in December, not only did the FOMC raise the overnight fed funds target rate by 25 basis points, but their dot plot also indicated they expected to hike three more times during 2019. Just three months later at the March FOMC meeting, those plans were thrown out the window with the dot plot calling for zero rate increases this year. Furthermore, the Fed will halt their balance sheet runoff, or quantitative tightening, in the coming months. The dovish shift by a now patient Fed sparked yet another bond market rally. At this point, not only have rate hikes been priced out of the market, but some investors now see rate cuts on the horizon and yield curve inversions have become even more pronounced. The 10-year Treasury note yield closed the month at 2.40%, just below the one-month T-bill. The two-year T-note yield fell to 2.26%, 71 basis points below last November's 2.97% high point, while the three-year dropped even further to 2.20%. Lower interest rates and an accommodative Fed provided a boost to equity markets, which extended their rally from December's swoon.

**For the Quarter Ended
March 31, 2019**

This report is prepared for the **Town of Addison** (the "Entity") in accordance with Chapter 2256 of the Texas Public Funds Investment Act ("PFIA"). Section 2256.023(a) of the PFIA states that: "Not less than quarterly, the investment officer shall prepare and submit to the governing body of the entity a written report of the investment transactions for all funds covered by this chapter for the preceding reporting period." This report is signed by the Entity's investment officers and includes the disclosures required in the PFIA. To the extent possible, market prices have been obtained from independent pricing sources.


The investment portfolio complied with the PFIA and the Entity's approved Investment Policy and Strategy throughout the period. All investment transactions made in the portfolio during this period were made on behalf of the Entity and were made in full compliance with the PFIA and the approved Investment Policy.

Officer Names and Titles:



Name: Olivia Espinoza-Riley, CPA

Title: Chief Financial Officer



Name: Amanda D. Turner, CPA

Title: Controller

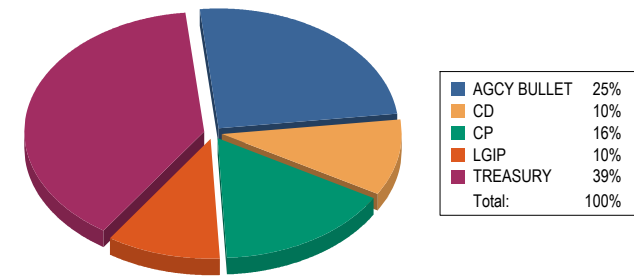
Account Summary

Allocation by Security Type

Beginning Values as of 12/31/18

Ending Values as of 03/31/19

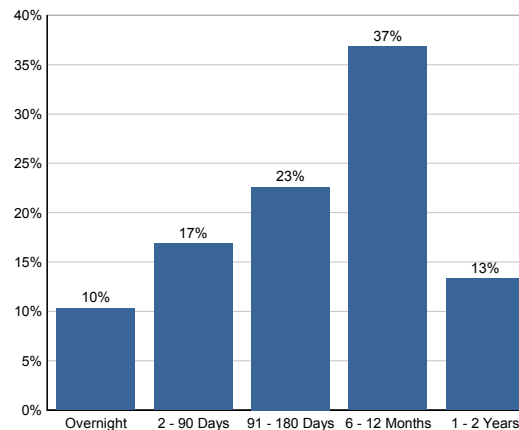
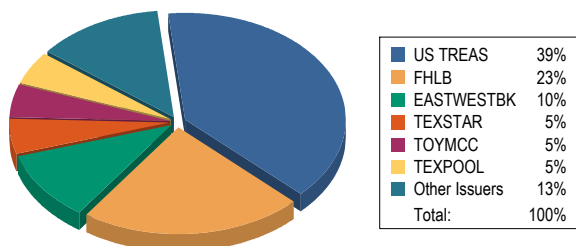
Par Value	72,766,526.59	97,713,623.15
Market Value	72,401,736.59	97,531,963.15
Book Value	72,468,740.02	97,472,346.79
Unrealized Gain/(Loss)	(67,003.43)	59,616.36
Market Value %	99.91%	100.06%
Weighted Avg. YTW	2.250%	2.470%
Weighted Avg. YTM	2.250%	2.470%



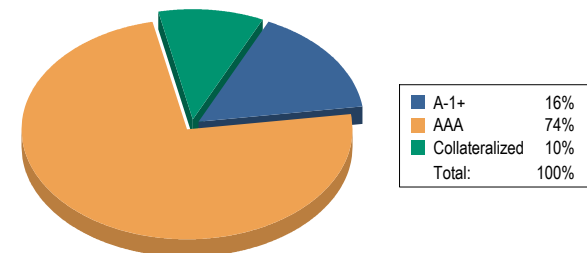
Allocation by Issuer

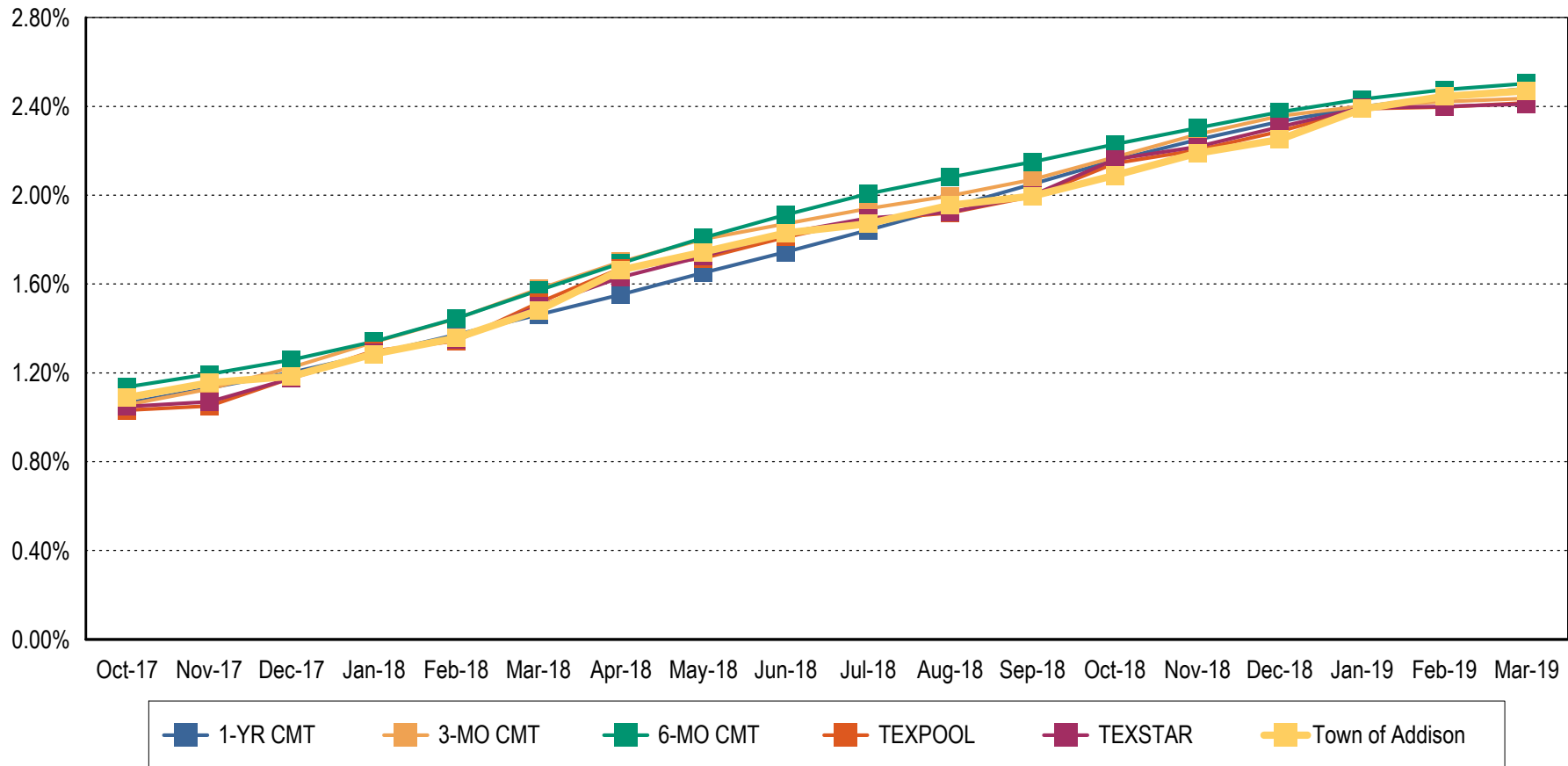
Maturity Distribution %

Credit Quality



Weighted Average Days to Maturity: 192





Note 1: CMT stands for Constant Maturity Treasury. This data is published in Federal Reserve Statistical Release H.15 and represents an average of all actively traded Treasury securities having that time remaining until maturity. This is a standard industry benchmark for Treasury securities. The CMT benchmarks are moving averages. The 3-month CMT is the daily average for the previous 3 months, the 6-month CMT is the daily average for the previous 6 months, and the 1-year and 2-year CMT's are the daily averages for the previous 12-months.

Note 2: Benchmark data for TexPool is the monthly average yield.

Note 3: Benchmark data for TexSTAR is the monthly average yield.

CUSIP	Settle Date	Sec. Type	Sec. Description	CPN	Mty Date	Next Call	Call Type	Par Value	Purch Price	Orig Cost	Book Value	Mkt Price	Market Value	Days to Mty	Days to Call	YTM	YTW
Pooled Funds																	
TEXPOOL		LGIP	TexPool					4,783,155.30	100.000	4,783,155.30	4,783,155.30	100.000	4,783,155.30	1		2.416	2.416
TEXSTAR		LGIP	TexSTAR					5,283,977.02	100.000	5,283,977.02	5,283,977.02	100.000	5,283,977.02	1		2.411	2.411
46640QR29	07/09/18	CP - DISC	J.P.Morgan Sec		04/02/19			2,500,000.00	98.072	2,451,791.67	2,499,819.45	99.985	2,499,625.00	2		2.651	2.651
912828Q52	04/13/18	TREAS NOTE	U.S. Treasury	0.875	04/15/19			2,000,000.00	98.750	1,975,000.00	1,999,038.60	99.940	1,998,800.00	15		2.138	2.138
89233HSE5	11/15/18	CP - DISC	Toyota Mtr Cr		05/14/19			3,000,000.00	98.635	2,959,050.00	2,990,217.51	99.688	2,990,640.00	44		2.768	2.768
3130ABF92	04/13/18	AGCY BULET	FHLB	1.375	05/28/19			4,000,000.00	99.075	3,963,000.00	3,994,760.80	99.831	3,993,240.00	58		2.211	2.211
313379EE5	05/11/18	AGCY BULET	FHLB	1.625	06/14/19			5,000,000.00	99.209	4,960,450.00	4,992,609.20	99.842	4,992,100.00	75		2.363	2.363
78009BUK6	10/26/18	CP - DISC	Royal Bank of Canada		07/19/19			3,000,000.00	97.902	2,937,046.67	2,974,203.33	99.187	2,975,610.00	110		2.901	2.901
CD-8603	07/28/16	CD	East West Bk CD	0.950	07/28/19			5,128,772.50	100.000	5,128,772.50	5,128,772.50	100.000	5,128,772.50	119		0.950	0.950
89233HUW2	11/05/18	CP - DISC	Toyota Mtr Cr		07/30/19			2,000,000.00	97.879	1,957,576.67	1,980,933.34	99.145	1,982,900.00	121		2.922	2.922
CD-8019	02/12/19	CD	East West Bk CD	2.690	08/12/19			5,017,718.33	100.000	5,017,718.33	5,017,718.33	100.000	5,017,718.33	134		2.690	2.690
912828TN0	06/08/18	TREAS NOTE	U.S. Treasury	1.000	08/31/19			5,000,000.00	98.301	4,915,039.06	4,971,192.05	99.398	4,969,900.00	153		2.412	2.412
3135G0ZG1	10/26/18	AGCY BULET	FNMA	1.750	09/12/19			2,000,000.00	99.190	1,983,800.00	1,991,715.62	99.681	1,993,620.00	165		2.689	2.689
912828F39	08/15/18	TREAS NOTE	U.S. Treasury	1.750	09/30/19			2,500,000.00	99.172	2,479,296.88	2,490,794.73	99.652	2,491,300.00	183		2.500	2.500
64105SXF0	02/13/19	CP - DISC	Nestle Finance Intl Ltd		10/15/19			3,000,000.00	98.211	2,946,320.00	2,956,659.99	98.587	2,957,610.00	198		2.688	2.688
912828T59	09/07/18	TREAS NOTE	U.S. Treasury	1.000	10/15/19			2,500,000.00	98.344	2,458,593.75	2,479,672.55	99.223	2,480,575.00	198		2.531	2.531
3130ACM92	11/05/18	AGCY BULET	FHLB	1.500	10/21/19			2,000,000.00	98.827	1,976,548.00	1,986,379.90	99.469	1,989,380.00	204		2.744	2.744
91514BGE7	02/11/19	CP - INT	Univ of TX	2.730	11/05/19			2,000,000.00	100.000	2,000,000.00	2,000,000.00	99.960	1,999,200.00	219		2.729	2.729
3130AA3R7	08/31/18	AGCY BULET	FHLB	1.375	11/15/19			3,500,000.00	98.614	3,451,490.00	3,474,820.30	99.374	3,478,090.00	229		2.549	2.549
912828U73	01/25/19	TREAS NOTE	U.S. Treasury	1.375	12/15/19			3,000,000.00	98.961	2,968,828.13	2,975,163.12	99.273	2,978,190.00	259		2.566	2.566
912828S7	03/21/19	TREAS NOTE	U.S. Treasury	2.000	01/31/20			3,000,000.00	99.570	2,987,109.38	2,987,561.37	99.680	2,990,400.00	306		2.504	2.504
3130ADN32	03/20/19	AGCY BULET	FHLB	2.125	02/11/20			3,000,000.00	99.634	2,989,020.00	2,989,395.39	99.719	2,991,570.00	317		2.541	2.541
912828MP2	12/17/18	TREAS NOTE	U.S. Treasury	3.625	02/15/20			4,000,000.00	100.988	4,039,531.25	4,029,941.68	101.012	4,040,480.00	321		2.753	2.753
912828J50	01/30/19	TREAS NOTE	U.S. Treasury	1.375	02/29/20			3,000,000.00	98.699	2,960,976.56	2,966,973.39	99.059	2,971,770.00	335		2.604	2.604
3133XP50	01/18/19	AGCY BULET	FHLB	4.125	03/13/20			4,500,000.00	101.688	4,575,946.50	4,562,839.26	101.550	4,569,750.00	348		2.627	2.627
912828X21	02/08/19	TREAS NOTE	U.S. Treasury	1.500	04/15/20			5,000,000.00	98.805	4,940,234.38	4,947,407.70	99.090	4,954,500.00	381		2.533	2.533
912828ND8	02/27/19	TREAS NOTE	U.S. Treasury	3.500	05/15/20			5,000,000.00	101.156	5,057,812.50	5,053,568.55	101.219	5,060,950.00	411		2.524	2.524
912828XU9	02/28/19	TREAS NOTE	U.S. Treasury	1.500	06/15/20			3,000,000.00	98.680	2,960,390.63	2,963,055.81	98.938	2,968,140.00	442		2.543	2.543
Total for Pooled Funds								97,713,623.15	99.387	97,108,475.18	97,472,346.79	99.819	97,531,963.15	192		2.470	2.470



Town of Addison
Detail of Security Holdings
As of 03/31/2019

CUSIP	Settle Date	Sec. Type	Sec. Description	CPN	Mty Date	Next Call	Call Type	Par Value	Purch Price	Orig Cost	Book Value	Mkt Price	Market Value	Days to Mty	Days to Call	YTM	YTW	
Total for Town of Addison									97,713,623.15	99.387	97,108,475.18	97,472,346.79	99.819	97,531,963.15	192		2.470	2.470

CUSIP	Security Type	Security Description	12/31/18 Book Value	Cost of Purchases	Maturities / Calls / Sales	Amortization / Accretion	Realized Gain/(Loss)	03/31/19 Book Value	12/31/18 Market Value	03/31/19 Market Value	Change in Mkt Value
Pooled Funds											
TEXPOOL	LGIP	TexPool	4,754,948.45	28,206.85	0.00	0.00	0.00	4,783,155.30	4,754,948.45	4,783,155.30	28,206.85
TEXSTAR	LGIP	TexSTAR	5,394,805.40	21,337,139.99	(21,447,968.37)	0.00	0.00	5,283,977.02	5,394,805.40	5,283,977.02	(110,828.38)
46640QNJ6	CP - DISC	J.P.Morgan Sec 0.000 01/18/19	1,498,200.84	0.00	(1,500,000.00)	1,799.16	0.00	0.00	1,498,140.00	0.00	(1,498,140.00)
CD-3820-2	CD	Green Bk CD 1.000 01/29/19	5,000,000.00	0.00	(5,000,000.00)	0.00	0.00	0.00	5,000,000.00	0.00	(5,000,000.00)
3135G0J53	AGCY BULET	FNMA 1.000 02/26/19	2,994,867.03	0.00	(3,000,000.00)	5,132.97	0.00	0.00	2,993,100.00	0.00	(2,993,100.00)
3130AAXX1	AGCY BULET	FHLB 1.375 03/18/19	4,992,217.55	0.00	(5,000,000.00)	7,782.45	0.00	0.00	4,988,150.00	0.00	(4,988,150.00)
46640QR29	CP - DISC	J.P.Morgan Sec 0.000 04/02/19	2,483,569.45	0.00	0.00	16,250.00	0.00	2,499,819.45	2,451,950.00	2,499,625.00	47,675.00
912828Q52	TREAS NOTE	U.S. Treasury 0.875 04/15/19	1,992,858.14	0.00	0.00	6,180.46	0.00	1,999,038.60	1,991,220.00	1,998,800.00	7,580.00
89233HSE5	CP - DISC	Toyota Mtr Cr 0.000 05/14/19	2,969,742.51	0.00	0.00	20,475.00	0.00	2,990,217.51	2,968,680.00	2,990,640.00	21,960.00
3130ABF92	AGCY BULET	FHLB 1.375 05/28/19	3,986,488.40	0.00	0.00	8,272.40	0.00	3,994,760.80	3,979,440.00	3,993,240.00	13,800.00
313379EE5	AGCY BULET	FHLB 1.625 06/14/19	4,983,497.25	0.00	0.00	9,111.95	0.00	4,992,609.20	4,976,800.00	4,992,100.00	15,300.00
78009BUK6	CP - DISC	Royal Bank of Canada 0.000 07/19/19	2,952,903.33	0.00	0.00	21,300.00	0.00	2,974,203.33	2,950,920.00	2,975,610.00	24,690.00
CD-8603	CD	East West Bk CD 0.950 07/28/19	5,116,772.74	11,999.76	0.00	0.00	0.00	5,128,772.50	5,116,772.74	5,128,772.50	11,999.76
89233HUW2	CP - DISC	Toyota Mtr Cr 0.000 07/30/19	1,966,633.34	0.00	0.00	14,300.00	0.00	1,980,933.34	1,966,740.00	1,982,900.00	16,160.00
CD-8019	CD	East West Bk CD 2.690 08/12/19	0.00	5,017,718.33	0.00	0.00	0.00	5,017,718.33	0.00	5,017,718.33	5,017,718.33
912828TN0	TREAS NOTE	U.S. Treasury 1.000 08/31/19	4,954,085.65	0.00	0.00	17,106.40	0.00	4,971,192.05	4,946,900.00	4,969,900.00	23,000.00
3135G0ZG1	AGCY BULET	FNMA 1.750 09/12/19	1,987,115.94	0.00	0.00	4,599.68	0.00	1,991,715.62	1,986,600.00	1,993,620.00	7,020.00
912828F39	TREAS NOTE	U.S. Treasury 1.750 09/30/19	2,486,273.80	0.00	0.00	4,520.93	0.00	2,490,794.73	2,483,800.00	2,491,300.00	7,500.00
64105SXF0	CP - DISC	Nestle Finance Intl Ltd 0.000 10/15/19	0.00	2,946,320.00	0.00	10,339.99	0.00	2,956,659.99	0.00	2,957,610.00	2,957,610.00
912828T59	TREAS NOTE	U.S. Treasury 1.000 10/15/19	2,470,446.90	0.00	0.00	9,225.65	0.00	2,479,672.55	2,468,450.00	2,480,575.00	12,125.00
3130ACM92	AGCY BULET	FHLB 1.500 10/21/19	1,980,319.14	0.00	0.00	6,060.76	0.00	1,986,379.90	1,980,020.00	1,989,380.00	9,360.00
91514BGE7	CP - INT	Univ of TX 2.730 11/05/19	0.00	2,000,000.00	0.00	0.00	0.00	2,000,000.00	0.00	1,999,200.00	1,999,200.00
3130AA3R7	AGCY BULET	FHLB 1.375 11/15/19	3,464,806.00	0.00	0.00	10,014.30	0.00	3,474,820.30	3,460,940.00	3,478,090.00	17,150.00
912828U73	TREAS NOTE	U.S. Treasury 1.375 12/15/19	0.00	2,968,828.13	0.00	6,334.99	0.00	2,975,163.12	0.00	2,978,190.00	2,978,190.00
9128283S7	TREAS NOTE	U.S. Treasury 2.000 01/31/20	0.00	2,987,109.38	0.00	451.99	0.00	2,987,561.37	0.00	2,990,400.00	2,990,400.00
3130ADN32	AGCY BULET	FHLB 2.125 02/11/20	0.00	2,989,020.00	0.00	375.39	0.00	2,989,395.39	0.00	2,991,570.00	2,991,570.00
912828MP2	TREAS NOTE	U.S. Treasury 3.625 02/15/20	4,038,188.16	0.00	0.00	(8,246.48)	0.00	4,029,941.68	4,043,360.00	4,040,480.00	(2,880.00)
912828J50	TREAS NOTE	U.S. Treasury 1.375 02/29/20	0.00	2,960,976.56	0.00	5,996.83	0.00	2,966,973.39	0.00	2,971,770.00	2,971,770.00
3133XXP50	AGCY BULET	FHLB 4.125 03/13/20	0.00	4,575,946.50	0.00	(13,107.24)	0.00	4,562,839.26	0.00	4,569,750.00	4,569,750.00
912828X21	TREAS NOTE	U.S. Treasury 1.500 04/15/20	0.00	4,940,234.38	0.00	7,173.32	0.00	4,947,407.70	0.00	4,954,500.00	4,954,500.00
912828ND8	TREAS NOTE	U.S. Treasury 3.500 05/15/20	0.00	5,057,812.50	0.00	(4,243.95)	0.00	5,053,568.55	0.00	5,060,950.00	5,060,950.00
912828XU9	TREAS NOTE	U.S. Treasury 1.500 06/15/20	0.00	2,960,390.63	0.00	2,665.18	0.00	2,963,055.81	0.00	2,968,140.00	2,968,140.00
Total for Pooled Funds			72,468,740.02	60,781,703.01	(35,947,968.37)	169,872.13	0.00	97,472,346.79	72,401,736.59	97,531,963.15	25,130,226.56



Town of Addison
Change in Value
From 12/31/2018 to 03/31/2019

CUSIP	Security Type	Security Description	12/31/18 Book Value	Cost of Purchases	Maturities / Calls / Sales	Amortization / Accretion	Realized Gain/(Loss)	03/31/19 Book Value	12/31/18 Market Value	03/31/19 Market Value	Change in Mkt Value
Total for Town of Addison			72,468,740.02	60,781,703.01	(35,947,968.37)	169,872.13	0.00	97,472,346.79	72,401,736.59	97,531,963.15	25,130,226.56

CUSIP	Security Type	Security Description	Beg. Accrued	Interest Earned	Interest Rec'd / Sold / Matured	Interest Purchased	Ending Accrued	Disc Accr / Prem Amort	Net Income
Pooled Funds									
TEXPOOL	LGIP	TexPool	0.00	28,206.85	28,206.85	0.00	0.00	0.00	28,206.85
TEXSTAR	LGIP	TexSTAR	0.00	89,171.62	89,171.62	0.00	0.00	0.00	89,171.62
46640QNJ6	CP - DISC	J.P.Morgan Sec 0.000 01/18/19	0.00	0.00	0.00	0.00	0.00	1,799.16	1,799.16
CD-3820-2	CD	Green Bk CD 1.000 01/29/19	8,767.12	3,835.62	12,602.74	0.00	0.00	0.00	3,835.62
3135G0J53	AGCY BULET	FNMA 1.000 02/26/19	10,416.67	4,583.33	15,000.00	0.00	0.00	5,132.97	9,716.30
3130AAXX1	AGCY BULET	FHLB 1.375 03/18/19	19,670.14	14,704.86	34,375.00	0.00	0.00	7,782.45	22,487.31
46640QR29	CP - DISC	J.P.Morgan Sec 0.000 04/02/19	0.00	0.00	0.00	0.00	0.00	16,250.00	16,250.00
912828Q52	TREAS NOTE	U.S. Treasury 0.875 04/15/19	3,750.00	4,326.92	0.00	0.00	8,076.92	6,180.46	10,507.38
89233HSE5	CP - DISC	Toyota Mtr Cr 0.000 05/14/19	0.00	0.00	0.00	0.00	0.00	20,475.00	20,475.00
3130ABF92	AGCY BULET	FHLB 1.375 05/28/19	5,041.67	13,750.00	0.00	0.00	18,791.67	8,272.40	22,022.40
313379EE5	AGCY BULET	FHLB 1.625 06/14/19	3,836.81	20,312.50	0.00	0.00	24,149.31	9,111.95	29,424.45
78009BUEK6	CP - DISC	Royal Bank of Canada 0.000 07/19/19	0.00	0.00	0.00	0.00	0.00	21,300.00	21,300.00
CD-8603	CD	East West Bk CD 0.950 07/28/19	133.18	12,000.07	11,999.76	0.00	133.49	0.00	12,000.07
89233HUW2	CP - DISC	Toyota Mtr Cr 0.000 07/30/19	0.00	0.00	0.00	0.00	0.00	14,300.00	14,300.00
CD-8019	CD	East West Bk CD 2.690 08/12/19	0.00	18,088.13	17,718.33	0.00	369.80	0.00	18,088.13
912828TN0	TREAS NOTE	U.S. Treasury 1.000 08/31/19	16,988.95	12,358.88	25,000.00	0.00	4,347.83	17,106.40	29,465.28
3135G0ZG1	AGCY BULET	FNMA 1.750 09/12/19	10,597.22	8,750.00	17,500.00	0.00	1,847.22	4,599.68	13,349.68
912828F39	TREAS NOTE	U.S. Treasury 1.750 09/30/19	11,177.88	10,816.66	0.00	0.00	21,994.54	4,520.93	15,337.59
64105SXF0	CP - DISC	Nestle Finance Intl Ltd 0.000 10/15/19	0.00	0.00	0.00	0.00	0.00	10,339.99	10,339.99
912828T59	TREAS NOTE	U.S. Treasury 1.000 10/15/19	5,357.14	6,181.32	0.00	0.00	11,538.46	9,225.65	15,406.97
3130ACM92	AGCY BULET	FHLB 1.500 10/21/19	5,833.33	7,500.00	0.00	0.00	13,333.33	6,060.76	13,560.76
91514BGE7	CP - INT	Univ of TX 2.730 11/05/19	0.00	7,431.67	0.00	(455.00)	7,886.67	0.00	7,431.67
3130AA3R7	AGCY BULET	FHLB 1.375 11/15/19	6,149.31	12,031.25	0.00	0.00	18,180.56	10,014.30	22,045.55
912828U73	TREAS NOTE	U.S. Treasury 1.375 12/15/19	0.00	7,479.40	0.00	(4,646.29)	12,125.69	6,334.99	13,814.39
9128283S7	TREAS NOTE	U.S. Treasury 2.000 01/31/20	0.00	1,823.20	0.00	(8,121.55)	9,944.75	451.99	2,275.19
3130ADN32	AGCY BULET	FHLB 2.125 02/11/20	0.00	1,947.92	0.00	(6,906.25)	8,854.17	375.39	2,323.31
912828MP2	TREAS NOTE	U.S. Treasury 3.625 02/15/20	54,769.02	35,755.84	72,500.00	0.00	18,024.86	(8,246.48)	27,509.36
912828J50	TREAS NOTE	U.S. Treasury 1.375 02/29/20	0.00	6,891.52	20,625.00	(17,320.44)	3,586.96	5,996.83	12,888.35
3133XXP50	AGCY BULET	FHLB 4.125 03/13/20	0.00	37,640.62	92,812.50	(64,453.13)	9,281.25	(13,107.24)	24,533.38
912828X21	TREAS NOTE	U.S. Treasury 1.500 04/15/20	0.00	10,714.28	0.00	(23,901.10)	34,615.38	7,173.32	17,887.60
912828ND8	TREAS NOTE	U.S. Treasury 3.500 05/15/20	0.00	15,953.04	0.00	(50,276.24)	66,229.28	(4,243.95)	11,709.09
912828XU9	TREAS NOTE	U.S. Treasury 1.500 06/15/20	0.00	3,956.04	0.00	(9,271.98)	13,228.02	2,665.18	6,621.22
Total for Pooled Funds			162,488.44	396,211.54	437,511.80	(185,351.98)	306,540.16	169,872.13	566,083.67

CUSIP	Security Type	Security Description	Beg. Accrued	Interest Earned	Interest Rec'd / Sold / Matured	Interest Purchased	Ending Accrued	Disc Accr / Prem Amort	Net Income
Total for Town of Addison			162,488.44	396,211.54	437,511.80	(185,351.98)	306,540.16	169,872.13	566,083.67

Trade Date	Settle Date	CUSIP	Security Type	Security Description	Coupon	Mty Date	Call Date	Par Value	Price	Principal Amount	Int Purchased / Received	Total Amount	Realized Gain / Loss	YTM	YTW
Pooled Funds															
Maturities															
01/18/19	01/18/19	46640QNJ6	CP - DISC	J.P.Morgan Sec		01/18/19		1,500,000.00	100.000	1,500,000.00	0.00	1,500,000.00		2.589	
01/29/19	01/29/19	CD-3820-2	CD	Green Bk CD	1.000	01/29/19		5,000,000.00	100.000	5,000,000.00	0.00	5,000,000.00		1.000	
02/26/19	02/26/19	3135G0J53	AGCY BULET	FNMA	1.000	02/26/19		3,000,000.00	100.000	3,000,000.00	0.00	3,000,000.00		2.132	
03/18/19	03/18/19	3130AAXX1	AGCY BULET	FHLB	1.375	03/18/19		5,000,000.00	100.000	5,000,000.00	0.00	5,000,000.00		2.110	
Total for: Maturities								14,500,000.00		14,500,000.00	0.00	14,500,000.00		1.781	
Purchases															
01/17/19	01/18/19	3133XXP50	AGCY BULET	FHLB	4.125	03/13/20		4,500,000.00	101.688	4,575,946.50	64,453.13	4,640,399.63		2.627	2.627
01/24/19	01/25/19	912828U73	TREAS NOTE	U.S. Treasury	1.375	12/15/19		3,000,000.00	98.961	2,968,828.13	4,646.29	2,973,474.42		2.566	2.566
01/29/19	01/30/19	912828J50	TREAS NOTE	U.S. Treasury	1.375	02/29/20		3,000,000.00	98.699	2,960,976.56	17,320.44	2,978,297.00		2.604	2.604
02/07/19	02/08/19	912828X21	TREAS NOTE	U.S. Treasury	1.500	04/15/20		5,000,000.00	98.805	4,940,234.38	23,901.10	4,964,135.48		2.533	2.533
02/08/19	02/11/19	91514BGE7	CP - INT	Univ of TX	2.730	11/05/19		2,000,000.00	100.000	2,000,000.00	455.00	2,000,455.00		2.729	2.729
02/12/19	02/13/19	64105SXF0	CP - DISC	Nestle Finance Intl Ltd		10/15/19		3,000,000.00	98.211	2,946,320.00	0.00	2,946,320.00		2.688	2.688
02/12/19	02/12/19	CD-8019	CD	East West Bk CD	2.690	08/12/19		5,000,000.00	100.000	5,000,000.00	0.00	5,000,000.00		2.690	2.690
02/26/19	02/27/19	912828ND8	TREAS NOTE	U.S. Treasury	3.500	05/15/20		5,000,000.00	101.156	5,057,812.50	50,276.24	5,108,088.74		2.524	2.524
02/27/19	02/28/19	912828XU9	TREAS NOTE	U.S. Treasury	1.500	06/15/20		3,000,000.00	98.680	2,960,390.63	9,271.98	2,969,662.61		2.543	2.543
03/19/19	03/20/19	3130ADN32	AGCY BULET	FHLB	2.125	02/11/20		3,000,000.00	99.634	2,989,020.00	6,906.25	2,995,926.25		2.541	2.541
03/20/19	03/21/19	9128283S7	TREAS NOTE	U.S. Treasury	2.000	01/31/20		3,000,000.00	99.570	2,987,109.38	8,121.55	2,995,230.93		2.504	2.504
Total for: Purchases								39,500,000.00		39,386,638.08	185,351.98	39,571,990.06		2.591	2.591
Income Payments															
02/04/19	01/29/19	CD-3820-2	CD	Green Bk CD	1.000	01/29/19				0.00	12,602.74	12,602.74			
02/15/19	02/15/19	912828MP2	TREAS NOTE	U.S. Treasury	3.625	02/15/20				0.00	72,500.00	72,500.00			
02/26/19	02/26/19	3135G0J53	AGCY BULET	FNMA	1.000	02/26/19				0.00	15,000.00	15,000.00			
02/28/19	02/28/19	912828J50	TREAS NOTE	U.S. Treasury	1.375	02/29/20				0.00	20,625.00	20,625.00			
02/28/19	02/28/19	912828TN0	TREAS NOTE	U.S. Treasury	1.000	08/31/19				0.00	25,000.00	25,000.00			
02/28/19	02/28/19	CD-8019	CD	East West Bk CD	2.690	08/12/19				0.00	6,268.08	6,268.08			
03/12/19	03/12/19	3135G0ZG1	AGCY BULET	FNMA	1.750	09/12/19				0.00	17,500.00	17,500.00			
03/13/19	03/13/19	3133XXP50	AGCY BULET	FHLB	4.125	03/13/20				0.00	92,812.50	92,812.50			
03/18/19	03/18/19	3130AAXX1	AGCY BULET	FHLB	1.375	03/18/19				0.00	34,375.00	34,375.00			



Town of Addison
Investment Transactions
From 01/01/2019 to 03/31/2019

Trade Date	Settle Date	CUSIP	Security Type	Security Description	Coupon	Mty Date	Call Date	Par Value	Price	Principal Amount	Int Purchased / Received	Total Amount	Realized Gain / Loss	YTM	YTW
Pooled Funds															
Income Payments															
03/31/19	03/31/19	CD-8603	CD	East West Bk CD	0.950	07/28/19				0.00	11,999.76	11,999.76			
03/31/19	03/31/19	CD-8019	CD	East West Bk CD	2.690	08/12/19				0.00	11,450.25	11,450.25			
Total for: Income Payments										0.00	320,133.33	320,133.33			
Capitalized Interest															
02/28/19	02/28/19	CD-8019	CD	East West Bk CD	2.690	08/12/19		6,268.08	100.000	6,268.08	0.00	6,268.08			
03/31/19	03/31/19	CD-8603	CD	East West Bk CD	0.950	07/28/19		11,999.76	100.000	11,999.76	0.00	11,999.76			
03/31/19	03/31/19	CD-8019	CD	East West Bk CD	2.690	08/12/19		11,450.25	100.000	11,450.25	0.00	11,450.25			
Total for: Capitalized Interest								29,718.09		29,718.09	0.00	29,718.09			

Trade Date	Settle Date	CUSIP	Security Type	Security Description	Coupon	Mty Date	Call Date	Par Value	Price	Principal Amount	Int Purchased / Received	Total Amount	Realized Gain / Loss	YTM	YTW
------------	-------------	-------	---------------	----------------------	--------	----------	-----------	-----------	-------	------------------	--------------------------	--------------	----------------------	-----	-----

Total for All Portfolios

Transaction Type	Quantity	Total Amount	Realized G/L	YTM	YTW
Total Maturities	14,500,000.00	14,500,000.00		1.781	
Total Purchases	39,500,000.00	39,571,990.06		2.591	2.591
Total Income Payments	0.00	320,133.33			
Total Capitalized Interest	29,718.09	29,718.09			

CUSIP	Settle Date	Security Type	Security Description	Next Call Date	Purchase Qty	Orig Price	Original Cost	Amrt/Accr for Period	Total Amrt/Accr Since Purch	Remaining Disc / Prem	Book Value
Pooled Funds											
46640QNJ6	04/24/18	CP - DISC	J.P.Morgan Sec 0.000 01/18/19		0.00	98.102	0.00	1,799.16	0.00	0.00	0.00
CD-3820-2	01/30/16	CD	Green Bk CD 1.000 01/29/19		0.00	100.000	0.00	0.00	0.00	0.00	0.00
3135G0J53	04/13/18	AGCY BULET	FNMA 1.000 02/26/19		0.00	99.030	0.00	5,132.97	0.00	0.00	0.00
3130AAXX1	03/07/18	AGCY BULET	FHLB 1.375 03/18/19		0.00	99.254	0.00	7,782.45	0.00	0.00	0.00
46640QR29	07/09/18	CP - DISC	J.P.Morgan Sec 0.000 04/02/19		2,500,000.00	98.072	2,451,791.67	16,250.00	48,027.78	180.55	2,499,819.45
912828Q52	04/13/18	TREAS NOTE	U.S. Treasury 0.875 04/15/19		2,000,000.00	98.750	1,975,000.00	6,180.46	24,038.60	961.40	1,999,038.60
89233HSE5	11/15/18	CP - DISC	Toyota Mtr Cr 0.000 05/14/19		3,000,000.00	98.635	2,959,050.00	20,475.00	31,167.51	9,782.49	2,990,217.51
3130ABF92	04/13/18	AGCY BULET	FHLB 1.375 05/28/19		4,000,000.00	99.075	3,963,000.00	8,272.40	31,760.80	5,239.20	3,994,760.80
313379EE5	05/11/18	AGCY BULET	FHLB 1.625 06/14/19		5,000,000.00	99.209	4,960,450.00	9,111.95	32,159.20	7,390.80	4,992,609.20
78009BUK6	10/26/18	CP - DISC	Royal Bank of Canada 0.000 07/19/19		3,000,000.00	97.902	2,937,046.67	21,300.00	37,156.66	25,796.67	2,974,203.33
CD-8603	07/28/16	CD	East West Bk CD 0.950 07/28/19		5,128,772.50	100.000	5,128,772.50	0.00	0.00	0.00	5,128,772.50
89233HUW2	11/05/18	CP - DISC	Toyota Mtr Cr 0.000 07/30/19		2,000,000.00	97.879	1,957,576.67	14,300.00	23,356.67	19,066.66	1,980,933.34
CD-8019	02/12/19	CD	East West Bk CD 2.690 08/12/19		5,017,718.33	100.000	5,017,718.33	0.00	0.00	0.00	5,017,718.33
912828TN0	06/08/18	TREAS NOTE	U.S. Treasury 1.000 08/31/19		5,000,000.00	98.301	4,915,039.06	17,106.40	56,152.99	28,807.95	4,971,192.05
3135G0ZG1	10/26/18	AGCY BULET	FNMA 1.750 09/12/19		2,000,000.00	99.190	1,983,800.00	4,599.68	7,915.62	8,284.38	1,991,715.62
912828F39	08/15/18	TREAS NOTE	U.S. Treasury 1.750 09/30/19		2,500,000.00	99.172	2,479,296.88	4,520.93	11,497.85	9,205.27	2,490,794.73
64105SXF0	02/13/19	CP - DISC	Nestle Finance Intl Ltd 0.000 10/15/19		3,000,000.00	98.211	2,946,320.00	10,339.99	10,339.99	43,340.01	2,956,659.99
912828T59	09/07/18	TREAS NOTE	U.S. Treasury 1.000 10/15/19		2,500,000.00	98.344	2,458,593.75	9,225.65	21,078.80	20,327.45	2,479,672.55
3130ACM92	11/05/18	AGCY BULET	FHLB 1.500 10/21/19		2,000,000.00	98.827	1,976,548.00	6,060.76	9,831.90	13,620.10	1,986,379.90
91514BGE7	02/11/19	CP - INT	Univ of TX 2.730 11/05/19		2,000,000.00	100.000	2,000,000.00	0.00	0.00	0.00	2,000,000.00
3130AA3R7	08/31/18	AGCY BULET	FHLB 1.375 11/15/19		3,500,000.00	98.614	3,451,490.00	10,014.30	23,330.30	25,179.70	3,474,820.30
912828U73	01/25/19	TREAS NOTE	U.S. Treasury 1.375 12/15/19		3,000,000.00	98.961	2,968,828.13	6,334.99	6,334.99	24,836.88	2,975,163.12
9128283S7	03/21/19	TREAS NOTE	U.S. Treasury 2.000 01/31/20		3,000,000.00	99.570	2,987,109.38	451.99	451.99	12,438.63	2,987,561.37
3130ADN32	03/20/19	AGCY BULET	FHLB 2.125 02/11/20		3,000,000.00	99.634	2,989,020.00	375.39	375.39	10,604.61	2,989,395.39
912828MP2	12/17/18	TREAS NOTE	U.S. Treasury 3.625 02/15/20		4,000,000.00	100.988	4,039,531.25	(8,246.48)	(9,589.57)	(29,941.68)	4,029,941.68
912828J50	01/30/19	TREAS NOTE	U.S. Treasury 1.375 02/29/20		3,000,000.00	98.699	2,960,976.56	5,996.83	5,996.83	33,026.61	2,966,973.39
3133XXP50	01/18/19	AGCY BULET	FHLB 4.125 03/13/20		4,500,000.00	101.688	4,575,946.50	(13,107.24)	(13,107.24)	(62,839.26)	4,562,839.26
912828X21	02/08/19	TREAS NOTE	U.S. Treasury 1.500 04/15/20		5,000,000.00	98.805	4,940,234.38	7,173.32	7,173.32	52,592.30	4,947,407.70
912828ND8	02/27/19	TREAS NOTE	U.S. Treasury 3.500 05/15/20		5,000,000.00	101.156	5,057,812.50	(4,243.95)	(4,243.95)	(53,568.55)	5,053,568.55
912828XU9	02/28/19	TREAS NOTE	U.S. Treasury 1.500 06/15/20		3,000,000.00	98.680	2,960,390.63	2,665.18	2,665.18	36,944.19	2,963,055.81
Total for Pooled Funds					87,646,490.83		87,041,342.86	169,872.13	363,871.61	241,276.36	87,405,214.47



Town of Addison
Amortization and Accretion
From 12/31/2018 to 03/31/2019

CUSIP	Settle Date	Security Type	Security Description	Next Call Date	Purchase Qty	Orig Price	Original Cost	Amrt/Accr for Period	Total Amrt/Accr Since Purch	Remaining Disc / Prem	Book Value
Total for Town of Addison					87,646,490.83	87,041,342.86	169,872.13	363,871.61	241,276.36	87,405,214.47	

CUSIP	Security Type	Security Description	Pay Date	Interest	Principal	Total Amount
Pooled Funds						
46640QR29	CP - DISC	J.P.Morgan Sec 0.000 04/02/19	04/02/19	0.00	2,500,000.00	2,500,000.00
912828Q52	TREAS NOTE	U.S. Treasury 0.875 04/15/19	04/15/19	8,750.00	2,000,000.00	2,008,750.00
912828T59	TREAS NOTE	U.S. Treasury 1.000 10/15/19	04/15/19	12,500.00	0.00	12,500.00
912828X21	TREAS NOTE	U.S. Treasury 1.500 04/15/20	04/15/19	37,500.00	0.00	37,500.00
3130ACM92	AGCY BULET	FHLB 1.500 10/21/19	04/21/19	15,000.00	0.00	15,000.00
CD-8019	CD	East West Bk CD 2.690 08/12/19	04/30/19	11,222.38	0.00	11,222.38
89233HSE5	CP - DISC	Toyota Mtr Cr 0.000 05/14/19	05/14/19	0.00	3,000,000.00	3,000,000.00
3130AA3R7	AGCY BULET	FHLB 1.375 11/15/19	05/15/19	24,062.50	0.00	24,062.50
912828ND8	TREAS NOTE	U.S. Treasury 3.500 05/15/20	05/15/19	87,500.00	0.00	87,500.00
3130ABF92	AGCY BULET	FHLB 1.375 05/28/19	05/28/19	27,500.00	4,000,000.00	4,027,500.00
CD-8019	CD	East West Bk CD 2.690 08/12/19	05/31/19	11,222.38	0.00	11,222.38
313379EE5	AGCY BULET	FHLB 1.625 06/14/19	06/14/19	40,625.00	5,000,000.00	5,040,625.00
912828U73	TREAS NOTE	U.S. Treasury 1.375 12/15/19	06/15/19	20,625.00	0.00	20,625.00
912828XU9	TREAS NOTE	U.S. Treasury 1.500 06/15/20	06/15/19	22,500.00	0.00	22,500.00
CD-8019	CD	East West Bk CD 2.690 08/12/19	06/30/19	11,222.38	0.00	11,222.38
CD-8603	CD	East West Bk CD 0.950 07/28/19	06/30/19	12,152.33	0.00	12,152.33
78009BUK6	CP - DISC	Royal Bank of Canada 0.000 07/19/19	07/19/19	0.00	3,000,000.00	3,000,000.00
CD-8603	CD	East West Bk CD 0.950 07/28/19	07/28/19	3,728.93	5,116,772.74	5,120,501.67
89233HUW2	CP - DISC	Toyota Mtr Cr 0.000 07/30/19	07/30/19	0.00	2,000,000.00	2,000,000.00
CD-8019	CD	East West Bk CD 2.690 08/12/19	07/31/19	11,222.38	0.00	11,222.38
9128283S7	TREAS NOTE	U.S. Treasury 2.000 01/31/20	07/31/19	30,000.00	0.00	30,000.00
3130ADN32	AGCY BULET	FHLB 2.125 02/11/20	08/11/19	31,875.00	0.00	31,875.00
CD-8019	CD	East West Bk CD 2.690 08/12/19	08/12/19	4,427.46	5,006,268.08	5,010,695.54
912828MP2	TREAS NOTE	U.S. Treasury 3.625 02/15/20	08/15/19	72,500.00	0.00	72,500.00
912828J50	TREAS NOTE	U.S. Treasury 1.375 02/29/20	08/31/19	20,625.00	0.00	20,625.00
912828TN0	TREAS NOTE	U.S. Treasury 1.000 08/31/19	08/31/19	25,000.00	5,000,000.00	5,025,000.00
3135G0ZG1	AGCY BULET	FNMA 1.750 09/12/19	09/12/19	17,500.00	2,000,000.00	2,017,500.00
3133XP50	AGCY BULET	FHLB 4.125 03/13/20	09/13/19	92,812.50	0.00	92,812.50
Total for Pooled Funds				652,073.24	38,623,040.82	39,275,114.06

CUSIP	Security Type	Security Description	Pay Date	Interest	Principal	Total Amount
Total for All Portfolios						
			April 2019	84,972.38	4,500,000.00	4,584,972.38
			May 2019	150,284.88	7,000,000.00	7,150,284.88
			June 2019	107,124.71	5,000,000.00	5,107,124.71
			July 2019	44,951.31	10,116,772.74	10,161,724.05
			August 2019	154,427.46	10,006,268.08	10,160,695.54
			September 2019	110,312.50	2,000,000.00	2,110,312.50
Total Projected Cash Flows for Town of Addison				652,073.24	38,623,040.82	39,275,114.06

COLLATERAL SUMMARY

The first and most important objective for public funds investments is safety of assets. Therefore, all non-government security investments and bank accounts in excess of FDIC coverage must be secured by collateral. The bank balances and investments are monitored on a regular basis for appropriate coverage by marking the collateral to market. Collateral levels are adjusted to secure the varying levels of receipts throughout the fiscal year.

Town of Addison Collateral Analysis Demand Deposit Cash March 31, 2019

Pledging Institution	Safekeeping Location	Account Title	Pledged Security Description	Security Par Value	Market Value	FDIC Insurance	Ending Bank Balance	Collateralized Investment	Difference Over(Under)
Bank of NY Mellon	Bank of NY	Operating	Ysleta TX ISD	5,175.00	5,982.14				
Bank of NY Mellon	Bank of NY	Operating	Ysleta TX ISD	6,209.00	7,199.96				
Bank of NY Mellon	Bank of NY	Operating	Ysleta TX ISD	27,750.00	32,321.81				
Bank of NY Mellon	Bank of NY	Operating	Williamson County TX Refunding Limited Tax	132,959.00	135,826.93				
Bank of NY Mellon	Bank of NY	Operating	University of Texas Revenues Refunding	20,323.00	23,464.12				
Bank of NY Mellon	Bank of NY	Operating	University of Texas - Permanent University Fund	143,529.00	152,925.84				
Bank of NY Mellon	Bank of NY	Operating	Texas St Transportation Comm. Hwy Fund Refunding	5,000.00	5,701.65				
Bank of NY Mellon	Bank of NY	Operating	Texas St Transportation Comm. Hwy Fund Refunding	22,338.00	23,854.53				
Bank of NY Mellon	Bank of NY	Operating	Texas St Transportation Comm. Hwy Improvement	305,000.00	339,336.90				
Bank of NY Mellon	Bank of NY	Operating	Texas St Transportation Comm. Hwy Improvement	10.00	11.44				
Bank of NY Mellon	Bank of NY	Operating	Texas St Transportation Comm. Hwy Improvement	112,713.00	132,136.83				
Bank of NY Mellon	Bank of NY	Operating	Texas St Refunding Transportation Commission Mobility Fund	37,744.00	45,532.85				
Bank of NY Mellon	Bank of NY	Operating	Texas St College Student Loan	150,717.00	179,894.30				
Bank of NY Mellon	Bank of NY	Operating	Texas St Transportation Comm. Hwy Improvement	85,000.00	100,799.80				
Bank of NY Mellon	Bank of NY	Operating	Spring TX ISD	1,382.00	1,618.70				
Bank of NY Mellon	Bank of NY	Operating	Sealy TX ISD Unlimited	198,208.00	207,056.01				
Bank of NY Mellon	Bank of NY	Operating	San Antonio TX ISD Refunding	16,013.00	17,106.85				
Bank of NY Mellon	Bank of NY	Operating	San Antonio TX ISD Refunding	8,352.00	9,764.07				

Pledging Institution	Safekeeping Location	Account Title	Pledged Security Description	Security Par Value	Market Value	FDIC Insurance	Ending Bank Balance	Collateralized Investment	Difference Over(Under)
Bank of NY Mellon	Bank of NY	Operating	San Antonio TX Electric and Gass Revenue Refunding	125,000.00	127,783.75				
Bank of NY Mellon	Bank of NY	Operating	Richardson TX ISD	101,011.00	106,582.77				
Bank of NY Mellon	Bank of NY	Operating	Pecos Barstow Toyah TX ISD	5,000.00	5,929.30				
Bank of NY Mellon	Bank of NY	Operating	Pecos Barstow Toyah TX ISD	14,123.00	14,795.68				
Bank of NY Mellon	Bank of NY	Operating	Pecos Barstow Toyah TX ISD	5,899.00	6,720.67				
Bank of NY Mellon	Bank of NY	Operating	New Caney TX ISD	49,755.00	57,614.30				
Bank of NY Mellon	Bank of NY	Operating	New Braunfels TX Utility Revenue Refunding	71,118.00	80,004.91				
Bank of NY Mellon	Bank of NY	Operating	Montgomery TX ISD Refunding	110,000.00	114,910.40				
Bank of NY Mellon	Bank of NY	Operating	Midlothian TX ISD Prerefunded	18.00	18.08				
Bank of NY Mellon	Bank of NY	Operating	Lovejoy TX ISD	80,000.00	91,806.40				
Bank of NY Mellon	Bank of NY	Operating	Klein TX ISD	19,854.00	22,986.76				
Bank of NY Mellon	Bank of NY	Operating	Katy TX ISD Refunding	205,000.00	218,275.80				
Bank of NY Mellon	Bank of NY	Operating	Katy TX ISD	33,351.00	38,262.94				
Bank of NY Mellon	Bank of NY	Operating	Katy TX ISD	91,670.00	105,401.25				
Bank of NY Mellon	Bank of NY	Operating	Humble TX ISD Refunding	218,241.00	222,767.32				
Bank of NY Mellon	Bank of NY	Operating	Humble TX ISD	115,000.00	121,220.35				
Bank of NY Mellon	Bank of NY	Operating	Hays TX CISD Refunding	286,030.00	307,651.01				
Bank of NY Mellon	Bank of NY	Operating	Hays TX CISD Refunding	83,203.00	89,830.12				
Bank of NY Mellon	Bank of NY	Operating	Grand Prairie TX ISD	8,017.00	9,134.49				
Bank of NY Mellon	Bank of NY	Operating	Georgetown TX ISD	335,000.00	337,110.50				
Bank of NY Mellon	Bank of NY	Operating	Frisco TX ISD Refunding	4,222.00	4,923.78				
Bank of NY Mellon	Bank of NY	Operating	EI Paso TX ISD	85,000.00	97,338.60				
Bank of NY Mellon	Bank of NY	Operating	Denton TX ISD Refunding	105,460.00	116,339.25				
Bank of NY Mellon	Bank of NY	Operating	Denton County TX Refunding	8,596.00	8,976.20				
Bank of NY Mellon	Bank of NY	Operating	Dallas TX Waterworks & Sewer System Refunding	355,000.00	377,102.30				
Bank of NY Mellon	Bank of NY	Operating	Clear Creek TX ISD	140,000.00	140,722.40				
Bank of NY Mellon	Bank of NY	Operating	Aubrey TX ISD	205,589.00	234,659.28				
Bank of NY Mellon	Bank of NY	Operating	Arlington TX ISD	2,217.00	2,314.95				
Bank of NY Mellon	Bank of NY	Operating	Aldine TX ISD Refunding	58,964.00	66,626.37				
FHLB of San Francisco	FHLB of San Francisco	Investment	East West Bank CD					\$ 10,369,360	
				<u>\$ 4,200,760</u>	<u>\$ 4,548,345</u>	<u>\$ 250,000</u>	<u>\$ 3,416,407</u>	<u>\$ 10,369,360</u>	<u>\$ 1,381,937</u>